



Tyrrelstown Development Group

# Tyrrelstown, Our Future

## A Report on the Needs of our Community



Comhairle Contae  
Fhine Gall  
Fingal County  
Council



**Tyrrelstown**  
community centre

Comhairle Contae  
Fhine Gall  
Fingal County  
Council



An Roinn Dlí agus Cirt  
Department of Justice

## Acknowledgements

On behalf of the Tyrrelstown Development Group, the research team would like to thank all residents of Tyrrelstown who kindly gave their time to engage in the interviews, focus groups and surveys, both on-street and online, that informed this content for this report.

We would also like to thank the Tyrrelstown Development Group and service providers who assisted in the setting up of focus groups, identifying participants from the Tyrrelstown community for interview and who guided the research process through the Research Steering Group. A special thanks to Conor Ryan, Research and Evaluation Officer with Empower, who wrote up the socio-economic profile based on 2016 small area population statistics from the 2016 census. Thanks also to Fingal County Council and Empower for their funding support of the project.

**Comhairle Contae  
Fhine Gall**  
Fingal County  
Council



**To reference this report:** O'Donoghue, R., Gardner, C., Isard, P., Ryan, C. Tyrrelstown, Our Future - A Report on the Needs of our Community. Tyrrelstown Development Group. 2020.

# Contents

<b>Foreword</b>	<b>1</b>
<b>Executive Summary</b>	<b>2</b>
<b>Introduction</b>	<b>8</b>
<i>Context for the Report</i>	8
<b>Methodology</b>	<b>9</b>
<i>Data Collection</i>	9
Initial Workshop with Tyrrelstown Community Members	9
Semi-structured Interviews	9
Focus Groups	9
Surveys	10
Triangulation of Data Sources	10
Socio-Economic Profile of the Community	10
<b>Community Profile of Tyrrelstown</b>	<b>11</b>
<i>Area Overview</i>	11
<i>Population and Gender</i>	11
<i>Age</i>	12
<i>Dependency Ratios</i>	13
<i>Marital Status and Families</i>	14
<i>Household Construction and Nature of Occupancy</i>	14
<i>Professional Class</i>	16
<i>Educational Attainment</i>	17
<i>Birthplace, Nationality and Ethnicity</i>	18
<i>Language Use</i>	19
<i>Labour Force Participation</i>	20
<i>Unemployment</i>	22
<i>Pobal Deprivation Index for Tyrrelstown</i>	22
<i>Summary</i>	23
<b>Data Analysis and Findings</b>	<b>24</b>
<i>Survey Demographics</i>	24
Gender of Survey Respondents	24
Age of Survey Respondents	24
Ethnicity of Survey Respondents	24
Children of Survey Respondents and Family Types	25
Accommodation of Survey Respondents	25
<i>General Perspectives on Living in Tyrrelstown</i>	26
<i>Survey Respondents Issues of Most Concern in Tyrrelstown</i>	27
<i>Education</i>	29
Overview	29
Schools in Tyrrelstown	29
After School Activities for Children and Young People	30
Adult Education Courses	31
Alternative Education for Early School Leavers	32
Pre-school Places in Tyrrelstown	33
<i>Employment</i>	35
Overview	35
Supports for Local Businesses	35
Local Employment Opportunities and Supports	36
<i>Building a Stronger Community</i>	38
Overview	38
General Perspectives on the Community in Tyrrelstown	38

Opportunities for Socialising in Tyrrelstown	39
Garda Presence and Anti-Social Behaviour	40
Community Integration	41
Childcare and Parenting Supports	43
Sports and Recreational Facilities	44
Local Government and Maintenance	46
Residents Associations and Signposting	47
<i>Infrastructure</i>	50
Overview	50
General Perspectives on Tyrrelstown Infrastructure	50
Public Transport	50
Parking Spaces	51
Public Park Facilities	53
Recycling Facilities	54
Community Centre	55
Accommodation in Tyrrelstown	56
Shopping/Retail Outlets	57
Library Services	58
<b>Recommendations</b>	<b>60</b>
<b>Appendix – Tyrrelstown Community Survey</b>	<b>67</b>

## Foreword

This report, 'Tyrrelstown, Our Future - A report on the needs of our is the product of a 15-month project for the Tyrrelstown Development Group. A crucial part of this project was hearing from our whole community through community workshops, surveys, focus groups and interviews with local residents and stakeholders. Our members would like to thank everyone who participated in this process and for sharing their insights and feedback, without your engagement this report would not have been possible.

Our focus was to understand important needs of the community and priorities in the coming years. We have a strong sense of what we would like to achieve, and how to best engage with local stakeholders to accomplish this work. We are grateful to Robert O'Donoghue and the team at Quality Matters as well as Conor Ryan from Empower for their assistance with the research and development put into this report.

We would also like to acknowledge the local service providers who were vital to setting-up the focus groups and community workshops with local residents, as well as helping to guide this research.

The Tyrrelstown Development Group hopes this report will benefit all of our community, our residents, our businesses, our services and community groups, and all those with whom live and work in Tyrrelstown. We hope this report encourages you to take part in making this future happens.

Nuala Kane

**Chair of the Tyrrelstown Development Group**

# Executive Summary

Tyrrelstown is one of the youngest, fastest growing and most diverse towns in the country. This brings with it a number of challenges for local residents, community groups, businesses and local services. This needs analysis was commissioned by Tyrrelstown Development Group (TDG) to understand important issues for this growing community, and what can be done in the coming years.

Since the advent of Covid-19, the Tyrrelstown Development Group has adjusted and refocused its plans to engage with local government, agencies and service providers. While it may not be able to meet physically, due to the unpredictable nature of Covid-19, TDG will make every effort to meet online and continue to engage virtually with local stakeholders until it is safe for this work to resume in-person.

The Tyrrelstown Development Group appreciates the feedback shared by local residents and community groups as well as the huge effort made to develop this report. It is important that this work continues and that the recommendations are implemented to the furthest extent possible, even if this takes longer to complete.

The section below outlines the 22 key findings and 17 recommendations that were identified through the needs analysis process. The recommendations developed by TDG in February 2020 and updated in September 2020 in light of Covid-19 restrictions that may be in place for the foreseeable future.

**Key Finding 1: Schools in Tyrrelstown.** The lack of adequate secondary school provision in Tyrrelstown was a priority issue for participants. The area requires a second secondary school to service both the current and future intake of pupils in Tyrrelstown. The shortage of secondary schools compounds the social isolation that service providers feel affects the area.

**Recommendation 1:** TDG to engage with local political representatives, Fingal County Council and the Department of Education to make a case for the prioritisation of a secondary school in the Tyrrelstown area. Land is zoned for community infrastructure on the site north of Damastown Avenue.

**Key Finding 2: After School Activities for Children and Young People.** The lack of after-school activities in Tyrrelstown was highlighted as an issue for participants in the study. The area requires dedicated after-school provision models and an expansion of the current services/funding given to youth organisations, such as Foróige.

**Recommendation 2:** TDG to engage with Fingal County Childcare Network, Fingal CYPSC and Empower to explore the scope for additional after-school models and provision being introduced, once it is safe for activities for young people and children to resume.

**Key Finding 3: Adult Education Courses.** The lack of adult education provision in Tyrrelstown was highlighted as an issue for participants in the study. It was noted that where there are courses taking place, often there is no signposting to inform residents that there are education options open to them. Adult education courses and basic English courses not only allow residents to upskill but help with the integration of the community.

**Recommendation 3:** TDG to liaise with:

- a) DDLETB and Le Chéile Trust regarding the delivery of adult education courses

- b) Empower and NALA regarding the delivery of conversational and beginners' basic English courses

TDG to work with local training and education services to deliver and promote online adult education courses, until it is safe for in-person training to resume.

**Key Finding 4: Alternative Education for Early School Leavers.** There are limited alternative services in the Greater Blanchardstown Area for young people who leave school early. There is also no service that can signpost young people and their families into alternative forms of education. The lack of school completion officers and DEIS status for schools in Tyrrelstown was highlighted as an issue of concern for the community.

**Recommendation 4:** TDG to engage with Le Chéile Trust and Foróige to explore what supports can be provided to prevent young people leaving school early and keep them in mainstream education.

**Key Finding 5 & 11: Pre School Places, Childcare and Parental Supports in Tyrrelstown.**

Tyrrelstown has a large pre-school population (0 – 4 years, see [Figure 5](#)) that is serviced by at least four pre-schools in the area. Survey respondents noted that there are not sufficient services in the area to meet demand and that this will become a greater issue as the population grows.

A lack of affordable childcare and parenting supports has a number of impacts on families in Tyrrelstown including being a barrier for integration in the community, in particular for women. The cost of childcare currently available in Tyrrelstown negatively affects residents' ability to access employment and education and can hinder social mobility in the area.

**Recommendation 5 & 11:** TDG to engage with Fingal County Childcare Network, Fingal CYPSC and Empower to explore the scope for additional pre-school places to be introduced in the area, with a focus on community preschool services. TDG to engage with Fingal CYPSC and Empower to explore the scope for the creation of a community crèche and other parenting supports in Tyrrelstown.

**Key Finding 6 & 21: Supports for Local Businesses and Shopping/Retail Outlets.** Participants highlighted that while there are retail units in Tyrrelstown centre, many of them are empty. While there are supports available to small businesses in Ireland, knowledge of these supports are not commonly known and there is an issue with signposting small businesses into these supports. High unit rental costs and rates were highlighted as barriers to setting up businesses in Tyrrelstown, and no local Chamber of Commerce who businesses could engage with to advocate on behalf of Tyrrelstown.

There are retail outlets available in Tyrrelstown however, it was noted that many of them are currently empty. This forces residents to travel outside of the locality to do their shopping, taking money out of the local economy and making it more difficult to build a sense of community.

**Recommendation 6 & 21:** TDG to engage with the Fingal Chamber of Commerce and the Fingal Local Enterprise Office to develop actions to increase engagement with Tyrrelstown businesses and to distribute information on the availability of online supports for local businesses affected by Covid-19.

**Key Finding 7: Local Employment Opportunities and Supports.** Participants stated that for the size of the community, there are very few local employment opportunities in Tyrrelstown,



particularly for young people. Many residents work outside of Tyrrelstown and it was reported that the lack of an Intreo centre in the area makes it difficult for resident to know where or how to seek employment and that good public transport links are vital to getting people from home to employment.

**Recommendation 7:** TDG to work with Intreo and the Citizens Information Centre to explore the possibility of establishing a quarterly satellite information centre in Tyrrelstown. To adapt to restrictions for the foreseeable future, TDG will consult with Intreo and the Citizens Information Centre to determine what online information sessions and supports are available as well as how this can be promoted locally.

**Key Finding 8 & 19: Opportunities for Socialising in Tyrrelstown.** The lack of outlets where the community can meet socially (i.e., pub, café, restaurant) was highlighted as a major issue of concern for the community in Tyrrelstown. The absence of these facilities makes it more difficult for the community to build community spirit, integrate and may force residents to travel outside of Tyrrelstown, if they want to socialise.

Participants agreed that the community centre is running at capacity, in a location outside of the town centre and that the road to the community centre needs upgrading. Housing developments in the area will continue to put pressure on community centre resources and may limit the number of hours available to the community that they have to use centre facilities.

**Recommendation 8 & 19:** TDG to engage with Fingal County Council, local political representatives, and the Local Enterprise Office, remotely where necessary to explore the potential for the creation of an additional community space in Tyrrelstown.

TDG to engage virtually with community/voluntary organisations in Tyrrelstown to discuss the feasibility of establishing social enterprises in the area that will increase social opportunities, support the current development of new housing and arrival of new residents to the area, or postpone this action until it safe to meet in-person.

**Key Finding 9: Garda Presence and Anti-Social Behaviour.** It was noted that An Garda Síochána visibility in Tyrrelstown can vary to a large degree and that while the Gardaí are good at dealing with emergencies, increased community Gardaí presence in the area would have a positive effect on crime and anti-social behaviour in the area.

**Recommendation 9:** TDG to continue to engage with the local community forum that meets with the Gardaí and to strengthen the links between Tyrrelstown and Safer Blanchardstown. TDG to promote awareness of existing forums and connections between the local Gardaí and the community.

**Key Finding 10: Community Integration, Resident's Associations and Signposting.** Participants reported that there is variability in the number of events run by different residents associations to encourage closer community integration and to provide opportunities for people from different cultures to mix. It was noted that residents associations do good work in hosting community events, such as BBQ's, and that these events were successful in getting residents from diverse background together in a communal space and encouraging community integration.

**Recommendation 10:** TDG to engage with residents associations and the Community Department of Fingal County Council to explore funding opportunities (e.g. the Community Integration Fund) to design an annual calendar of events to promote greater community



integration. Also, TDG to engage with local services and centres to determine what support can be offered to increase awareness of online activities and supports, until community events and gatherings can safely resume in Tyrrelstown.

**Key Finding 12: Sports and Recreational Facilities.** A lack of affordable sports and recreational activities is having a number of impacts on adults and young people in Tyrrelstown. Sport and recreational activities can encourage greater community development but many young people in Tyrrelstown are unable to engage with organisations as the majority are 'pay to play'.

**Recommendation 12:** TDG to identify two or three priority clubs<sup>1</sup> that do not have sufficient funding and advocate through Fingal County Council's Community Department for investment through the 'Activities Funding Grant and the Youth Sports Scheme'<sup>2</sup>.

Apply to the Department of Transport, Tourism and Sport for funding through the Sports Capital Programme to assist in the development or refurbishment of sports facilities and the provision of sports equipment and engage with the Mulhuddart Tyrrelstown Sports Hub to determine how the facility can be promoted for greater community use, once restrictions are lifted and programmes can safely resume.

**Key Finding 13: Local Government and Maintenance.** Participants reported that they do not have enough opportunities to speak to their local political representatives and that generally there is a perceived lack of engagement from Fingal County Council with the community in Tyrrelstown.

**Recommendation 13:** TDG to engage with local Councillors or Teachtaí Dála to explore the possibility of setting up additional clinics in the area to ensure residents have access to representation on local issues, including the taking in-charge of the area by Fingal County Council<sup>3</sup>.

**Key Finding 15: Public Transport.** Current bus services in Tyrrelstown are perceived to be insufficient for the community. There is a need for increasing bus services in the area and expanding services beyond linking up with the Luas, Blanchardstown and the City Centre. The lack of transport links in the area impacts negatively for commuters and for young people getting to schools and colleges.

**Recommendation 15:** TDG to monitor the implementation of Bus Connects in Tyrrelstown. The Bus Connects programme proposes to introduce the B3 and 262 routes to Tyrrelstown. The B3 route will run through the city centre and out to Dun Laoghaire. The 262 will run through Tyrrelstown to Broomsbridge. TDG to encourage community/residents groups to make submissions when transport plans are open to public consultation<sup>4</sup>.

**Key Finding 16: Parking Spaces.** Participants highlighted issues with a lack of car parking spaces in Tyrrelstown which causes residents to mount the footpath or park on-street in estates. Areas of particular concern for participants included the road from the community

---

<sup>1</sup> Clubs most commonly cited in the research: GAA, Cricket, Youth Clubs, Basketball, Karate, Badminton. There is currently no soccer club in Tyrrelstown.

<sup>2</sup> This scheme is open to Voluntary Sporting Organisations who have registered with Fingal PPN and are working with young people and based in the Fingal administrative area.

<sup>3</sup> Though issues with management companies were highlighted by participants, these issues are not under the purview of Fingal County Council.

<sup>4</sup> <https://busconnects.ie/initiatives/core-bus-corridor-public-consultation/>

centre/school to the town centre particularly on the school runs and the lack of car parking facilities in the public park.

**Recommendation 16:** There are issues with parking spaces a) in residential estates, b) localised on the road to the community centre/schools and c) in the public park. TDG to prioritise the change in the link road to resolve parking issues on the road to the community centre/schools. TDG to engage with Fingal County Councils Operations Department to resolve the lack of parking provision in the vicinity of Tyrrelstown Park.

TDG to engage with local political representatives to scope the feasibility of parking restriction measures, double yellow lines/bollards etc. to be installed to stop drivers mounting the kerbs.

**Key Finding 17: Public Park Facilities.** There are concerns in the community regarding the use of the public park after hours as there is no lighting in the park. Residents are concerned for their safety going to the park in the dark and consequently it is not used to its full potential.

**Recommendation 17:** TDG to engage with local Councillors to advocate on the towns behalf to have lighting installed in the park through the Operations Area meeting or through the Capital Spend. TDG to seek strategically placed lighting at entrances to the park, between Belgree Gate and the Community Centre and around the entrance to All-weather pitch at the Le Chéile School.

**Key Finding 18: Recycling Facilities.** Participants noted that there are no recycling facilities in Tyrrelstown and would like to see them introduced to cover the likes of glass and clothing. The nearest recycling centre is only accessible by car and this impacts negatively on the community and the environment as in the absence of recycling facilities, recyclable materials are often dumped illegally in the area.

**Recommendation 18:** TDG to engage periodically with local property owners to see if facilities can be brought online (i.e. glass banks). Local Councillors to advocate having a Recycling Bring Centre located in the area (i.e. the area around the LIDL).

**Key Finding 20: Accommodation in Tyrrelstown.** There is a perception that the proportion of rental housing in Tyrrelstown is excessive<sup>5</sup>. There is also a perception among some respondents that these tenancies, being of a transient nature make it more difficult to improve social cohesion, community spirit and participation in the community.

**Recommendation 20:** No recommendation could be produced that would successfully engage with this national issue.

**Key Finding 22: Library Services.** The limited library facilities available to the community in Tyrrelstown. It was noted that library's act as not just centres of education for young people and adults but also as community hubs that can encourage integration and act as areas for young people to socialise.

**Recommendation 22:** TDG to engage with Fingal County Council's Library Services and speak with local representatives about expanding library services in Tyrrelstown, including promoting its digital library and extending the availability of Fingal's Mobile Library, once it is safe for this service to resume operation.

---

<sup>5</sup> see Figure 9



# Introduction

## Context for the Report

The Tyrrelstown Development Group (TDG) was established in 2007 as a local action group to advocate for the development of community facilities in the Tyrrelstown area in north-west Dublin. This report was commissioned by TDG in May of 2019 and was designed to build on a previous needs analysis report for the Tyrrelstown estate, which was finalised in 2008<sup>6</sup>. In the interim years the censuses for both 2011 and 2016 identified large changes in the demographics of Tyrrelstown. The TDG, which embraces more than 10 local groups and agencies working in the area, considered it appropriate to commission an up-to-date needs analysis to investigate current issues affecting the area.

The members of the Tyrrelstown Development Group, at the time of developing this report are:

- Nuala Kane, Empower (Chair)
- Rob Webb, Tyrrelstown Community Centre CLG
- Conor Ryan, Empower
- Claire Clifford, Tyrrelstown Residents Community Council
- Lawrence Carvalho, Community representative
- Megan Reilly, Foróige
- Marc Gallagher, Foróige
- Rafe Costigan, Fingal County Council
- Shane O'Neill, Tyrrelstown Community Centre

The aim of this report is to identify the issues that are of most concern to the people living, working and volunteering in the Tyrrelstown estate and community. The findings and recommendations from this report will inform the work plan of TDG and of the individual organisations who comprise the group.

The key objectives of the report were:

- To understand issues and needs of most concern for people living in Tyrrelstown
- To gather feedback from local stakeholders on the underlying causes of issues
- To identify solutions or actions to effectively respond to identified issues
- To develop a series of recommendations for TDG, with consideration for how changing Covid-19 restrictions may affect this work

The report was completed between June 2019 and March 2020 by Quality Matters, an independent research charity that was commissioned to undertake the study, with assistance from Empower, the local development company for Fingal.

---

<sup>6</sup> Bailey, N. and Bookle Burtenshaw, S. (2008). [online] academia.edu. Available at: [https://www.academia.edu/8361858/A\\_Profile\\_of\\_the\\_Needs\\_of\\_the\\_Tyrrelstown\\_Community](https://www.academia.edu/8361858/A_Profile_of_the_Needs_of_the_Tyrrelstown_Community) [Accessed 8 Jan. 2020].

# Methodology

This wide-ranging study gathered and triangulated information from 415 participants through interviews, focus groups, workshops and surveys. The study used a mixed methodology to identify issues of most concern to the residents of Tyrrelstown. This mixed methodology approach was chosen in order to provide context and qualitative insight into the strengths and challenges faced by the Tyrrelstown community, to facilitate the local community to identify potential solutions to any issues raised and to produce concrete action steps to address these issues. A wide range of data sources contributed to the development of a multi-layered portrait of unaddressed needs and gaps for people living in the Tyrrelstown community.

Figure 1, below, illustrates the key methods used to collect the data used in this study, and the number of people engaged. The research includes the views of 24 workshop participants, eight interviewees, 28 focus group participants and 355 survey respondents.

Figure 1: Participants in the study



## Data Collection

### Initial Workshop with Tyrrelstown Community Members

An initial workshop was undertaken with 24 members of the community in Tyrrelstown in July 2019 to identify the scope of issues that were of most concern to the community. Four key thematic areas were prioritised as areas of importance, which subsequently informed the design of semi-structured interviews, focus groups and survey. These areas of importance were **education, employment, building a stronger community** and **infrastructure**.

### Semi-structured Interviews

Semi-structured phone interviews were undertaken with eight key service providers/stakeholders in Tyrrelstown. These eight interviewees were identified with the aid of the TDG who had in-depth knowledge of the Tyrrelstown community. Interviews were conducted by phone and lasted on average 30 minutes, with one interview taking place in person. The interviewees shared information about their work, the perspective of their organisation, and their opinion was obtained on the following key points:

- Challenges and opportunities in service provision in the following areas:
  - o Employment
  - o Education
  - o Community wellbeing and development
  - o Infrastructure
  - o Youth service provision
  - o Any other areas of key stakeholder knowledge

### Focus Groups

Four focus groups were held with community residents and stakeholders. Focus group participants were recruited to represent key target groups living in Tyrrelstown as well as

those representing the general community, this was informed by demographics, consultations with TDG and the research gathered from the previous workshops with community members. The aim of the focus groups were to explore the most concerning issues for target groups and potential solutions to these issues. Focus group participants included:

- Four members of the migrant community living in Tyrrelstown
- Seven members of the Mount Eustace Residents Association
- Seven young people from Foróige
- Ten members of the Family Support Network that covers Tyrrelstown

Issues and potential solutions were identified in focus groups as well as the strengths of current service providers in the area. The information was transcribed by the facilitator onto a flip chart, and participant responses were taken during the four focus groups and collated into the report on a thematic basis. Three of the focus groups were carried out by Quality Matters in the Tyrrelstown Community Centre and one in the Mulhuddart Resource Centre.

### Surveys

Information received from the workshop, key interviewees and focus groups were thematically analysed to identify the issues of most concern in Tyrrelstown. This analysis fed into the creation of an anonymous survey (see Appendix). Input was sought from the Research Sub-Group on the draft version of the online questionnaire which was subsequently piloted in September 2019.

Written surveys were distributed through the reception of Tyrrelstown Community Centre, at community events, and administered via on-street research undertaken by Quality Matters. Surveys were also distributed online by email (via Sogosurvey) and a shared link to the survey on Quality Matters' website. TDG members made requests to their areas of influence in Tyrrelstown to increase the number of respondents to the survey. The final number of survey responses totalled 355.

### Triangulation of Data Sources

Data from the interviews and focus groups were thematically analysed under the four major thematic areas which were identified. Afterwards, data was triangulated with survey data, resulting in a total of 22 key findings which are detailed in the relevant thematic chapters. Triangulating data ensured that key findings would be supported by data obtained from three different sources ensuring more robust findings. Recommendations were generated based on the key findings in conjunction with TDG.

### Socio-Economic Profile of the Community

The report contains a socio-demographic profile of the community in Tyrrelstown. This profile is based on 2016 census data for small areas that closely align <sup>7</sup> to the boundaries of Tyrrelstown Estate, which were obtained directly from the Central Statistics Office (CSO) website. In addition, deprivation and affluence data obtained from the Pobal website.<sup>8</sup>

---

<sup>7</sup> The Research Steering Group decided to omit one small area with a population of 468 people as it covers a large geographical area s including industrial estates and farming townlands

<sup>8</sup> Trutz Haase and Jonathan Pratschke were the first authors to develop a census-based deprivation index for the Republic of Ireland. The Pobal HP Deprivation is the main index used in Ireland and applied by several government departments, state and semi-stage agencies, voluntary and non-governmental organisations [Trutz Haase website 21/2/2020]

# Community Profile of Tyrrelstown

## Area Overview

Tyrrelstown Estate is a relatively new neighbourhood in the Greater Blanchardstown area located south of Hollystown Golf Course and north of Mulhuddart. Positioned between the M2 and N3 within the Ward electoral division (ED)<sup>9</sup>, which hosts Northwest Business Park along with several large farms. There are 20 small areas (SA)<sup>10</sup> that fit within the geographical boundary of Tyrrelstown Estate (see map). These cover addresses including Ballentree, Bealing, Bellgree, Cruise Park, Curragh Hall, Bishop's Orchard, Mount Garrett and Mount Eustace.

Figure 2: Tyrrelstown Area



The following socio-economic profile of Tyrrelstown Estate is based by the 2016 census from the CSO and HP Deprivation Index data from Pobal.

## Population and Gender

According to census data for 2016, Tyrrelstown was home to 6,996 individuals. This represents an increase of 600 (+9.4%) individuals since the 2011 census (6,396) compared to a 3.8% increase at national level and an increase of 3,333 (+74.6%) between the 2006 and 2011 censuses compared to an 8.2% increase at national level.

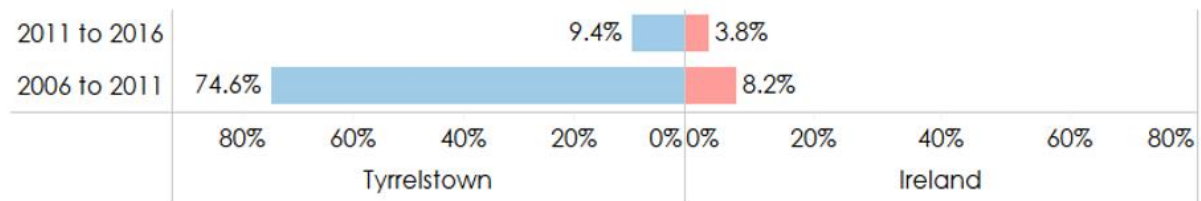
<sup>9</sup> Electoral Divisions (EDs) are defined administrative areas in the State for which Small Area Population Statistics (SAPS) are published from the Census. There are 3,440 legally defined EDs in the State.

<sup>10</sup> A small area is the smallest unit of geography from which one can obtain and analyse census data. There are on average 200-300 houses in each small area. The boundaries of small areas may change from one census to the next.



This increase in population occurred due to families with young children taking up residence in new estates and apartment blocks built on former green field sites. From 2011 to 2016, 27 additional new houses were built compared to 1,482 in the previous decade. The economic downturn during the earlier part of the decade seemingly had an impact on housing construction.

Figure 3: Population Increase Since the Previous Two Censuses



In Ireland there is slightly higher proportion of females than males in the general population however, this is marginally different in Tyrrelstown where males accounted for 50.6% (3,541) and females accounted for 49.4% (3,455) of the population in 2016.

### Age

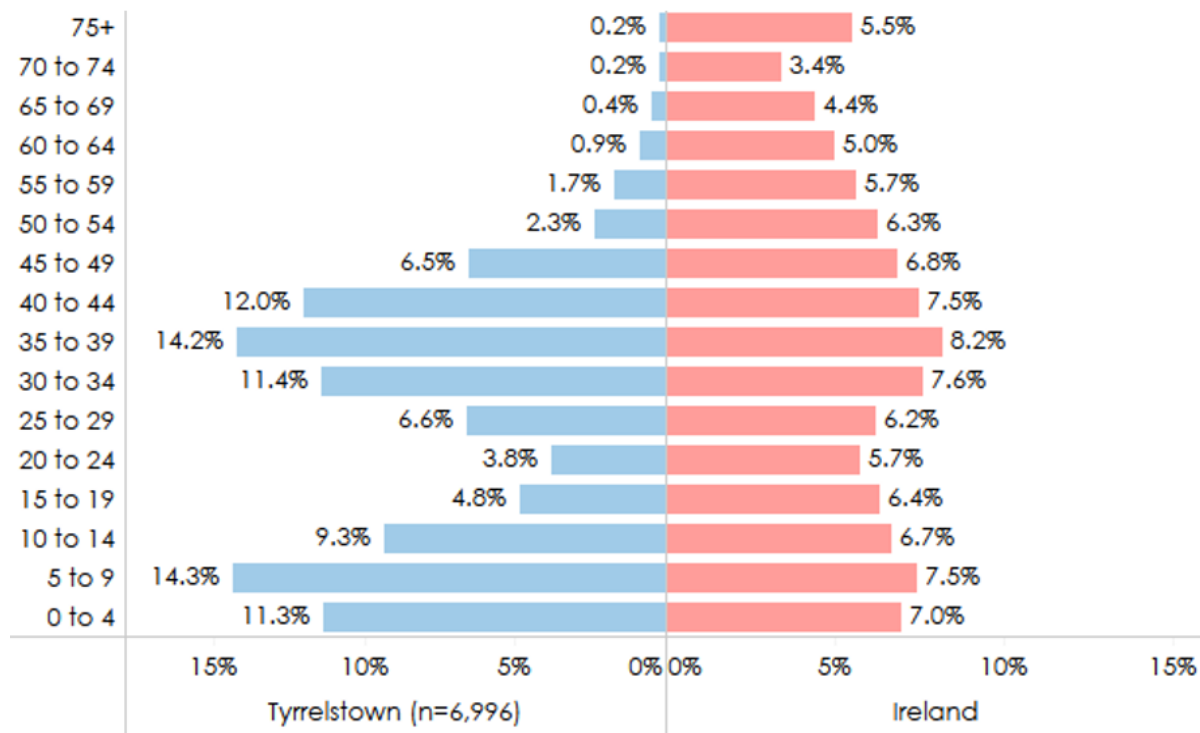
One of the most visible demographic features of Fingal is the youthfulness of its population. Several of Ireland's youngest electoral divisions (EDs) are in Fingal – The Ward 27.8, Blanchardstown Tyrrelstown 27.8, Blanchardstown-Mulhuddart, 28.7 – all contribute to making Fingal the youngest local authority area in the State (average age: 34.3 years).

In Tyrrelstown, 35% of the population are aged 15 years of age or younger, compared to 21% at national level, this accounts for 2,449 young people in Tyrrelstown. Marginally more than one in 10 residents (11.3%) are of a pre-school age (0 – 4 years old) compared to 7% at national level. This highlights there is need to plan for facilities and amenities for youth, but also that a long-term strategy may be necessary to accommodate the needs of this young population.

The population between the ages of 15 and 64 years are similar in Tyrrelstown (64.4%) as compared to in Ireland (65.4%). However, there is a larger proportion of residents in Tyrrelstown between the ages of 30 and 44 (37.6%) compared to Ireland (23.3%). As the population gets older there is a smaller proportion of Tyrrelstown accounted for in the 50 – 64 age category (4.9%) compared with the national average (17%).

The population aged 65 years or older in Tyrrelstown accounts for only 0.8% of the total population of the area, whereas the national average accounts for 13.3%. Figure 5 below illustrates that the population of Tyrrelstown when compared to the national average contains a much younger population.

Figure 4: Population Pyramid of Tyrrelstown vs Ireland



### Dependency Ratios

The 'young dependency ratio'<sup>i</sup> is the number of young people aged 0-14 as a percentage of the working population (15-64 years old). A high ratio means that those of working age face a greater burden in supporting the young population. From 2011 to 2016, the number of children aged 0 to 14 increased by 6,206 in Fingal. As a result, Fingal today has a young dependency ratio of 0.37 compared to a national figure 0.32.

There are natural variations in the age profiles between Electoral Divisions. The highest proportions of children aged 15 and under are located in the more recently built estates in to the south-west of Fingal in the electoral divisions of Blanchardstown-Tyrrelstown (32.9), Lucan North (31%), Mulhuddart (31%), the Ward (30.3%) and Balbriggan Rural (32.8%) and Lusk (30%) to the north-east. Tyrrelstown, which is located in the Ward has a youth dependency ratio of 0.55 considerably higher than the national average of 0.32.

The 'old age dependency ratio' is the number of people aged 65 and over as a percentage of the working population. From 2011 to 2016, the number of people aged 65 and over increased by 7,174 in Fingal to 27,035. As a result, the largest increases in persons aged 65 and over across Ireland were concentrated in Fingal (36.1) and South Dublin (34.1). The highest proportions of older persons aged 65 and over are located in south-east Fingal along the coastline in Howth (39.6), Sutton (34.8), Portmarnock North (31.3) with the highest percentage occurring in Roselawn (41.4). In contrast, Tyrrelstown population contains an old age dependency rate of 0.01, with only 55 people aged 65 years or older considerably lower than the national average of 20.4.

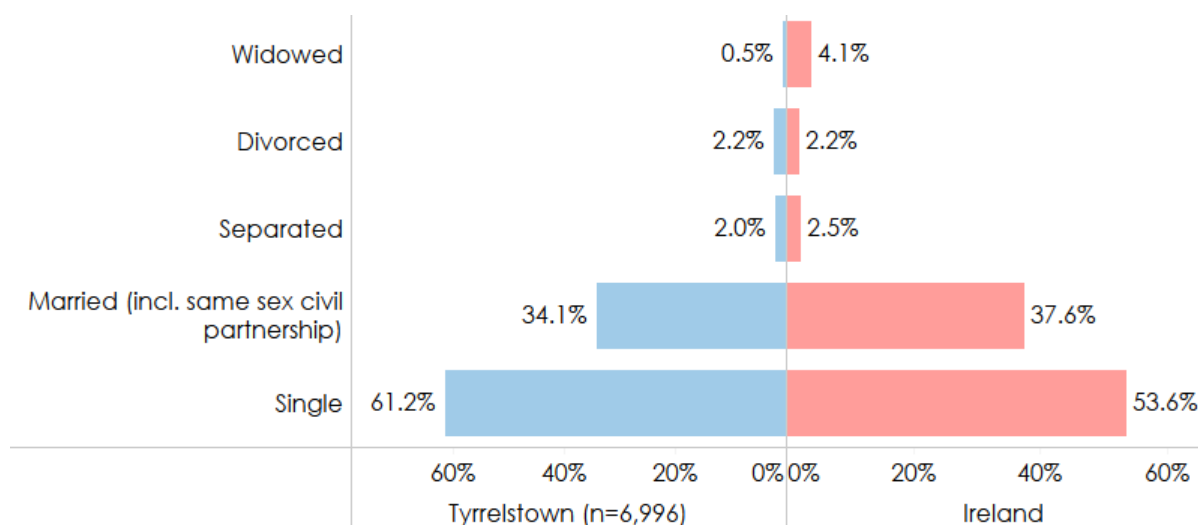
With its high youth dependency ratio and low old age dependency ratio, it implies that Tyrrelstown has a particularly young population. This needs to be considered when planning for future amenities and facilities.

In Tyrrelstown 35% of the population are aged under 15 years of age, a total of 2,449 young people. Perhaps even more remarkable is that 9.5% of the population are of a pre-school going age (0-4 years old), which places pressure on private childcare providers in the vicinity of Tyrrelstown, and community crèches further afield like Mulhuddart Community Centre and Parslickstown House. At present, there is no community crèche in Tyrrelstown.

### Marital Status and Families

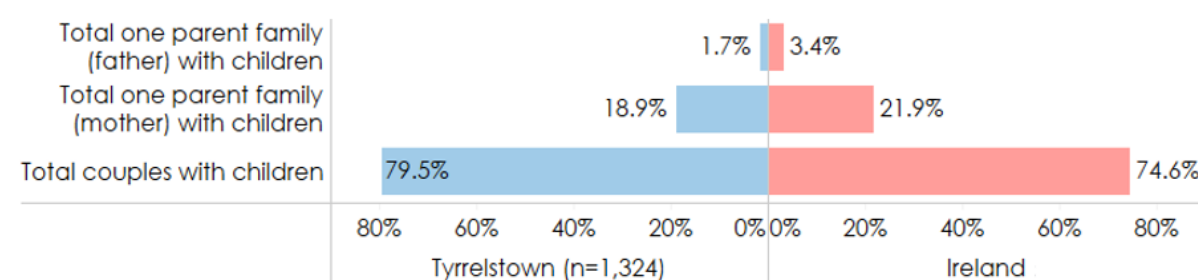
The marital status of the population of Tyrrelstown reinforces that the population is younger than Ireland in general. There is a higher proportion of the Tyrrelstown population who are single than in Ireland. Conversely, there is a higher proportion of the Irish population who are married, separated and widowed compared to the population of Tyrrelstown.

Figure 5: Marital Status



The makeup of family units is relatively similar in Tyrrelstown compared with the national average with the exception of individuals who are widowed. There are approximately one in five family units headed by a single parent living in Tyrrelstown compared to approximately one in four family units headed by a single parent in Ireland.

Figure 6: Family Units (Number of Families)

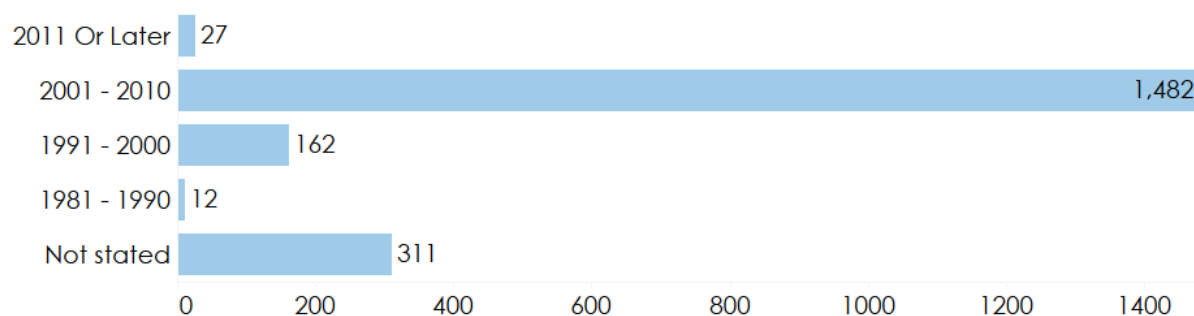


### Household Construction and Nature of Occupancy

The general trends emerging over the past five years in Ireland show a greater number of smaller households, a further decline in the proportion of traditional nuclear families, an increase in female and male single parent households and an increasing number of single persons sharing a dwelling. There are 2,011 households in Tyrrelstown, 1,994 of which were

built since 1981. Household occupancy rates in Tyrrelstown increased marginally from 3.2 per households in 2011 to 3.5 in 2016.

Figure 7: Households in Tyrrelstown and the Years they were Built

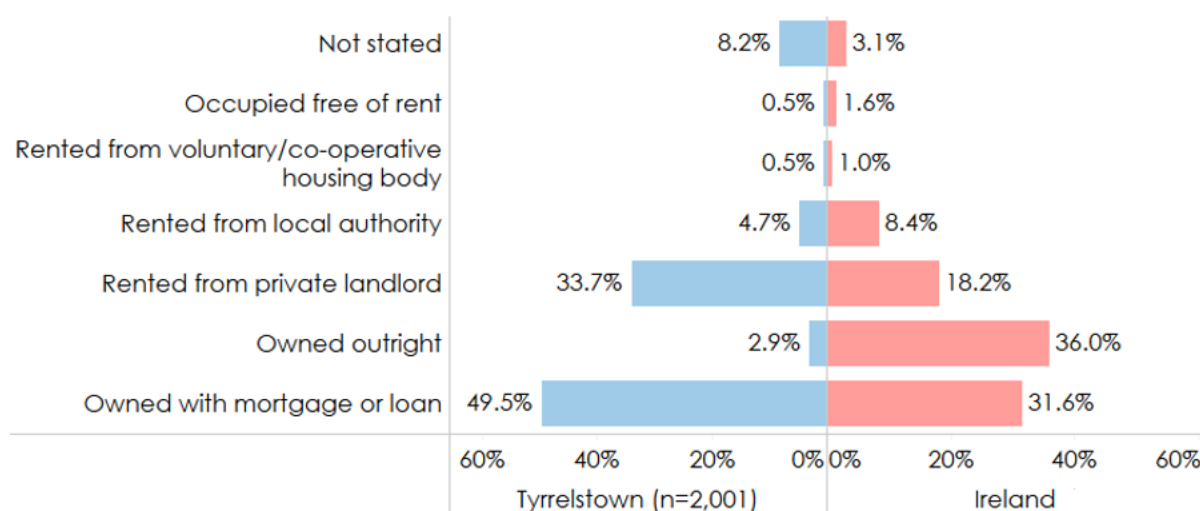


Owner occupied dwellings with mortgage (49.5%) continue to be the most prevalent occupancy status followed closely by persons who rent from a private landlord (33.7%) whereas only 4.7% are rented from the local authority. In comparison significantly, more houses in Mulhuddart and Corduff close by are rented from the local authority. Of note, 8.2% of households did not respond to the nature of occupancy and 0.5% are occupied free of rent.

The nature of housing occupancy in Tyrrelstown differs from that in Ireland as a whole, with approximately half of houses either owned outright or owned with a mortgage or loan in Tyrrelstown compared to approximately two thirds of houses in Ireland owned in this fashion. A third of houses are rented by a private landlord in Tyrrelstown compared to almost one in five at a national level and there is almost double the proportion of houses rented from the Local Authority in the State compared to Tyrrelstown.

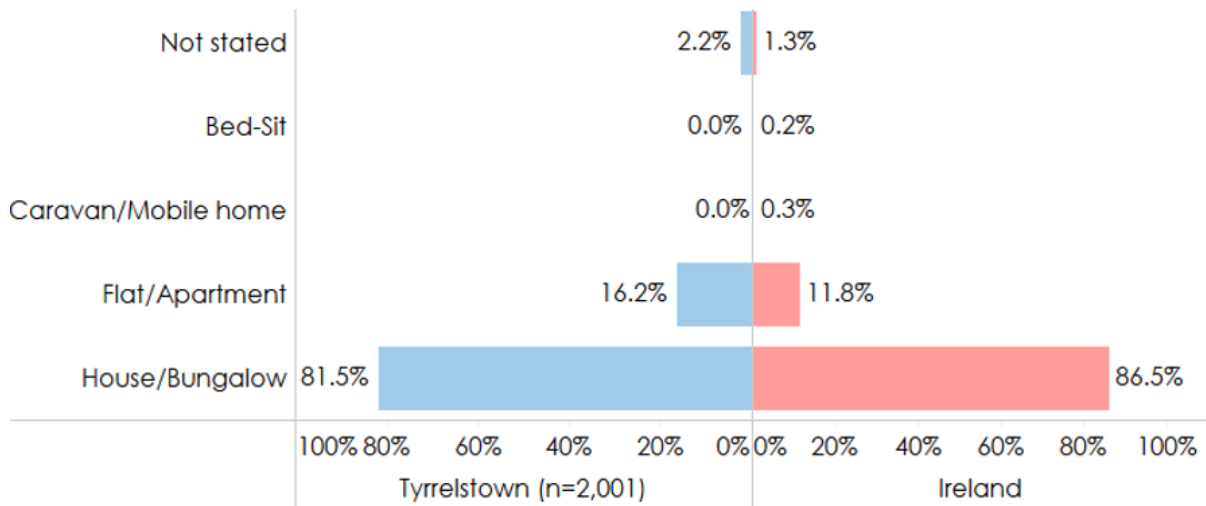
Since the previous census in 2011, there has been a decrease in homes owned with a mortgage (-7.6%), owned outright (-1.7%) and occupied free of rent (-0.1%). Conversely, there has been an increase in homes renting from private landlords (+2%) and rented from the Local Authority (+1.6%) with the proportion renting from a voluntary body staying the same.

Figure 8: Nature of Housing Occupancy



There has been some significant changes occurring in terms of the 'mix' of private homes, both locally and nationally, built by property developers and housing associations, as show in figure 10. Developers are increasingly moving away from building semi-detached homes to higher density units. Even though the majority of private homes (81.5%) in Tyrrelstown continue to be of a traditional Irish style residential house and bungalow similar to the national average (86.5%), the past decade has seen a large increase in the provision of flat /apartment style accommodation; 16.2% of all private homes fall into this category in Tyrrelstown compared to 11.8% in Ireland.

Figure 9: Type of Homes



### Professional Class

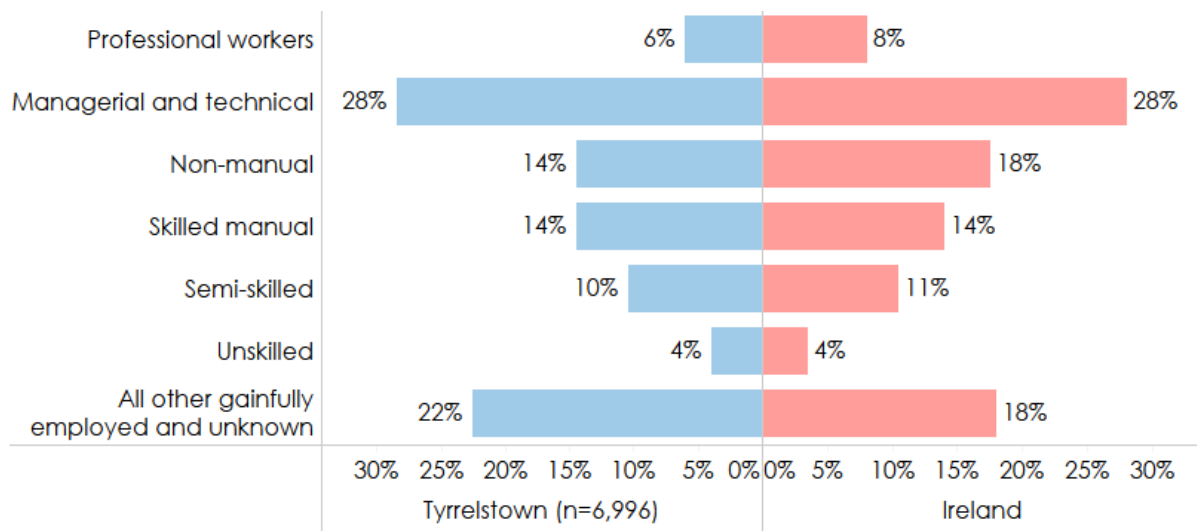
The CSO classifies the Irish population into seven different social class groups<sup>11</sup>, which are defined on the basis of occupation.

According to the 2016 census, 42% of the population in Fingal were classified as professional, managerial or technical workers, in comparison to 36% for Ireland. 9% of Fingal was categorised as semi-skilled and 16% were categorised as all other gainfully employed or unknown. This classification includes those who have never been in paid employment, or who lives in households where the head of the household has never been in employment.

In Tyrrelstown, a lower proportion of the population were classified as professional and managerial and technical workers (34%) than the national average (36%). 10% are semi-skilled whereas 22% were categorised as all other gainfully employed or unknown higher than the national average. Generally, the classification of Tyrrelstown is similar to that of the national average with each classification being not more than  $\pm 4\%$  of the national average.

<sup>11</sup> 1 Professional Workers, 2 Managerial and Technical, 3 Non-manual, 4 Skilled manual, 5 Semi-skilled, 6 Unskilled, 7 All others gainfully occupied and unknown

Figure 10: Professional Class Classification



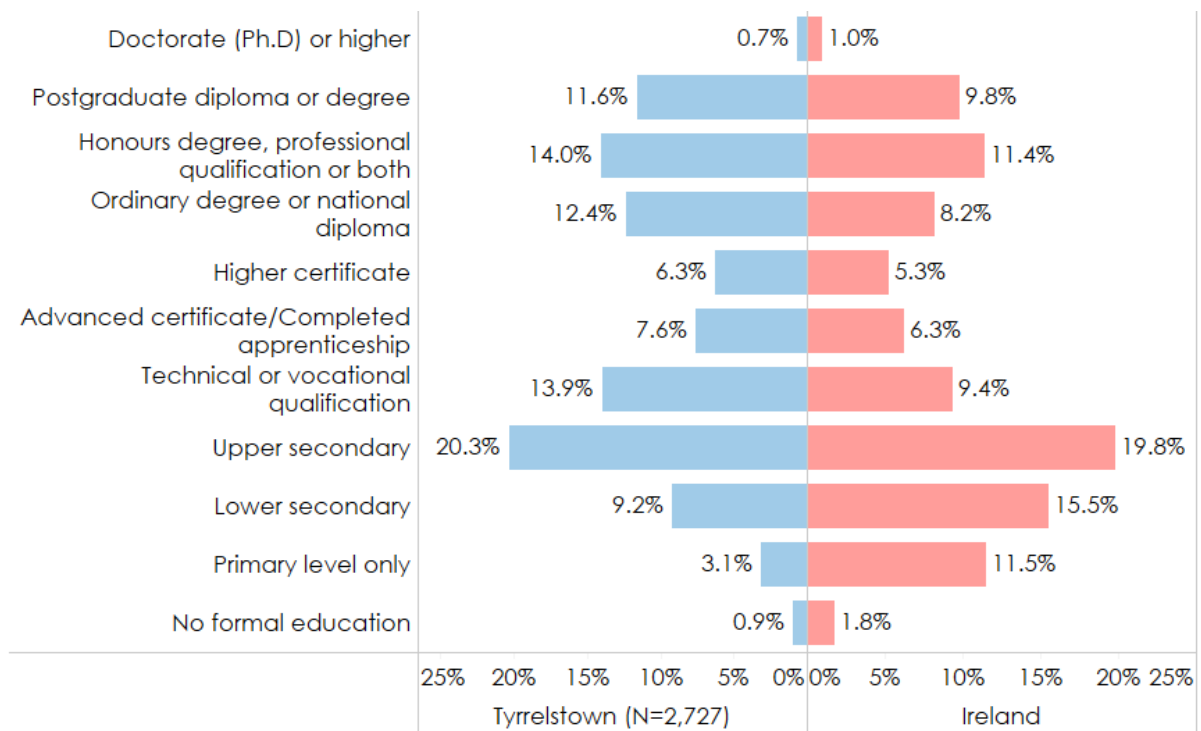
### Educational Attainment

There has been an improvement in educational attainment among adults across Ireland and Fingal between 2011 and 2016 censuses. In 2011, the percentage of the overall population that reported to have no formal or primary education only decreased from 16% to 13.3%.

In Tyrrelstown, 38.7%<sup>12</sup> of the population have a third level degree or higher, above the national average of 30.4%. The proportion of Tyrrelstown residents with either no formal education or primary level education only (4%) is three times smaller than the national average of 13.3%, indicating that Tyrrelstown's population is more educated compared to the general population.

<sup>12</sup> Of population aged 15 years and over. (Ordinary bachelor degree/professional qualification or both, Honours bachelor degree/professional qualification or both, Postgraduate diploma or degree, Doctorate (Ph.D.))

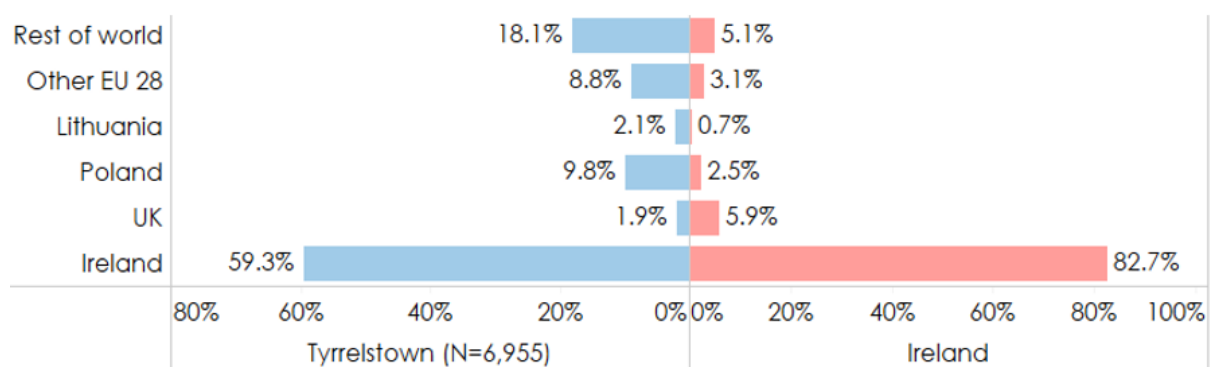
Figure 11: Educational Attainment



### Birthplace, Nationality and Ethnicity

The proportion of residents in Tyrrelstown born outside the state accounted for 40.7% of the population (2,828 people). This proportion is more than double that of the population in Ireland (17.3%). When broken down it is possible to identify that one in ten residents were born in Poland, marginally more than one in ten residents were born in Lithuania, the UK and the other 28 EU nations, while almost two in ten residents were born outside of the EU (i.e. in the rest of the world).

Figure 12: Population by Place of Birth



However, it is important to note that not all persons born outside of Ireland necessarily classify themselves as foreign nationals. For example, although 1.9% of residents report that they were born in the UK (see Figure 13), only 0.9% stated they were UK nationals (see Figure 14).

Since 2011, the number of persons with dual Irish nationality in Fingal has almost doubled, particularly among people who were born in the category from the 'rest of world'<sup>13</sup>. The

<sup>13</sup> Increased from 55,905 in 2011 to 104,784 – CSO figures.



impact of this is that the proportion of the overall population who consider themselves primarily as 'new communities'<sup>14</sup> has actually decreased. Non-Irish nationals account for 30.8% of all residents in Tyrrelstown, which is considerably higher than the State average (11.5%). Citizens from Poland (10.8%), the other EU 28 states (13.2%) and the rest of the world (6.8%) represented the largest numbers of foreign national residents in Tyrrelstown.

Figure 13: Nationality

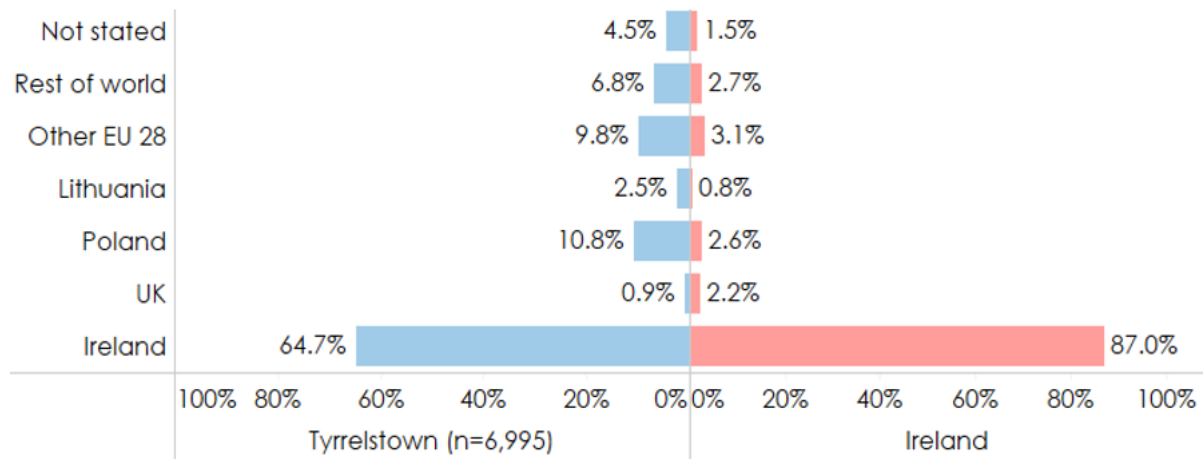
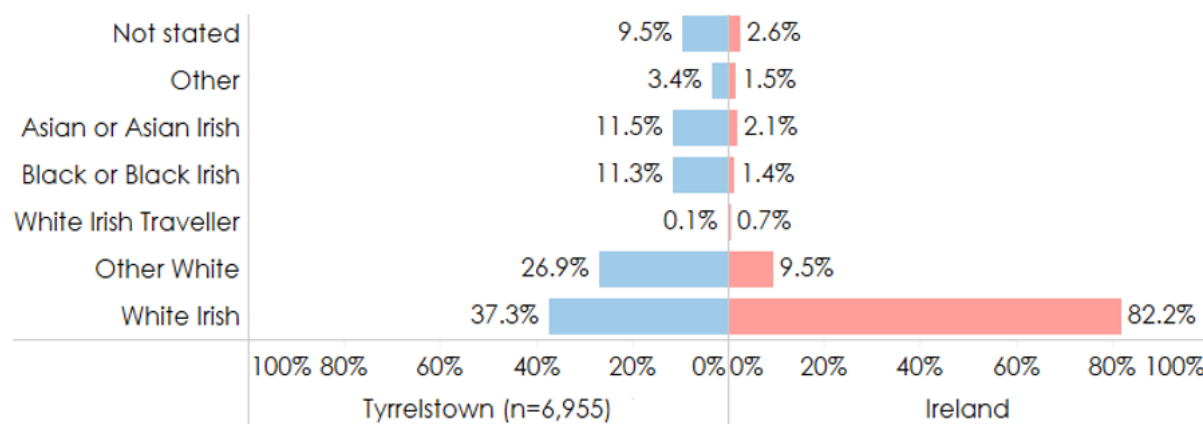


Figure 15 gives a sense of how diverse Tyrrelstown is. 37.3% of the population reported that they were ethnically white Irish, less than half of the national proportion (80.2%). Marginally over a quarter reported that they were 'other White' (26.9%), approximately three times the national average (9.5%). In Tyrrelstown, Asian or Asian Irish as well as Black or Black Irish populations are five and a half times and eight times that of the national average respectively.

Figure 14: Ethnicity



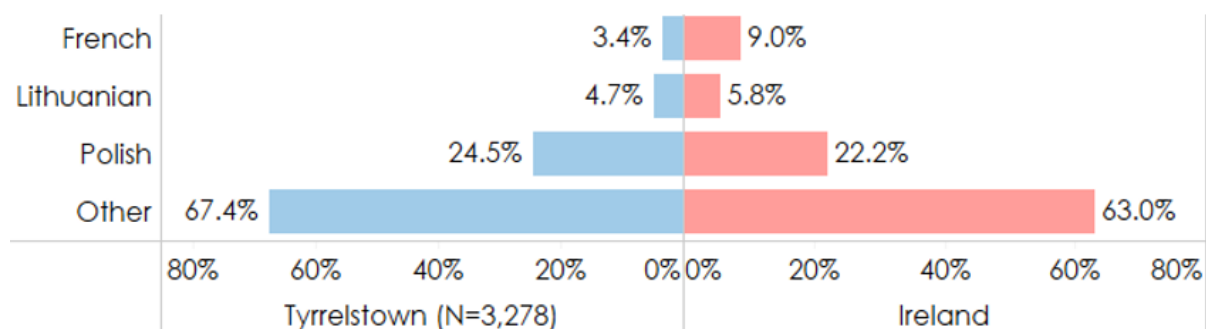
## Language Use

In Tyrrelstown a quarter of the population speak Polish, while less than 5% speak French or Lithuanian respectively. However, the largest category of speakers reported that they speak other languages. This is generally in line with the figures for the national figure of foreign languages spoken however, it should be noted that as Tyrrelstown has a large non-Irish

<sup>14</sup> Asylum seekers, refugees, and migrant workers from within and outside the European Union

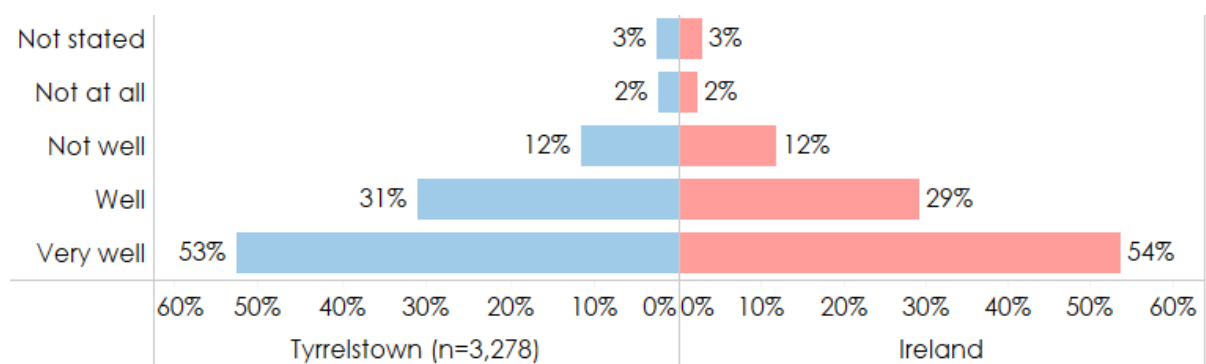
community that the proportion of people speaking foreign languages in the area is higher than the general population.

Figure 15: Speakers of Foreign Languages by Language Spoken



More than eight in ten residents (84%) of Tyrrrelstown who speak a foreign language reported that they could use the language either 'well' or 'very well', 14% of residents reported that they could not use the language well or could not use it at all. Though these figures are similar to the general population, as Tyrrrelstown has a large non-Irish national population this equates to 456 residents that claim to speak English 'not well' or 'not at all,' which may have implications for the successful integration of migrants into the community in the area.

Figure 16: Speakers of Foreign Languages by Ability to Speak English



## Labour Force Participation

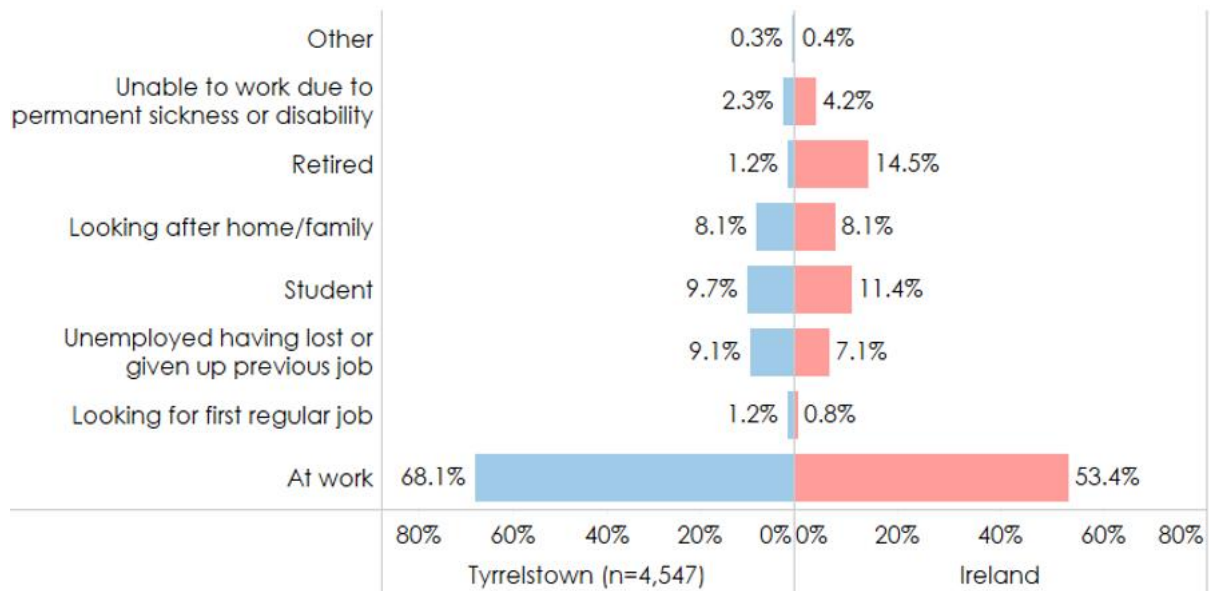
The labour force consists of persons who are at work, unemployed and those who are seeking work for the first time aged 15 years and older. Those who are considered to be outside of the labour force include retired persons, students and people who are looking after the home/family. The labour force participation rate is a measure of the proportion of a country's working-age population that engages actively in the labour market, either by working or looking for work; it provides an indication of the size of the supply of labour available to engage in the production of goods and services, relative to the population at working age<sup>15</sup>.

The labour force participation rate for Tyrrrelstown is 79.4%, which is significantly higher than the national average of 61.4%. When the labour market participation data is analysed by gender, it shows that a higher percentage of men (86.6%) than women (72.2%) are

<sup>15</sup> [International Labour Office-11/2/2019]

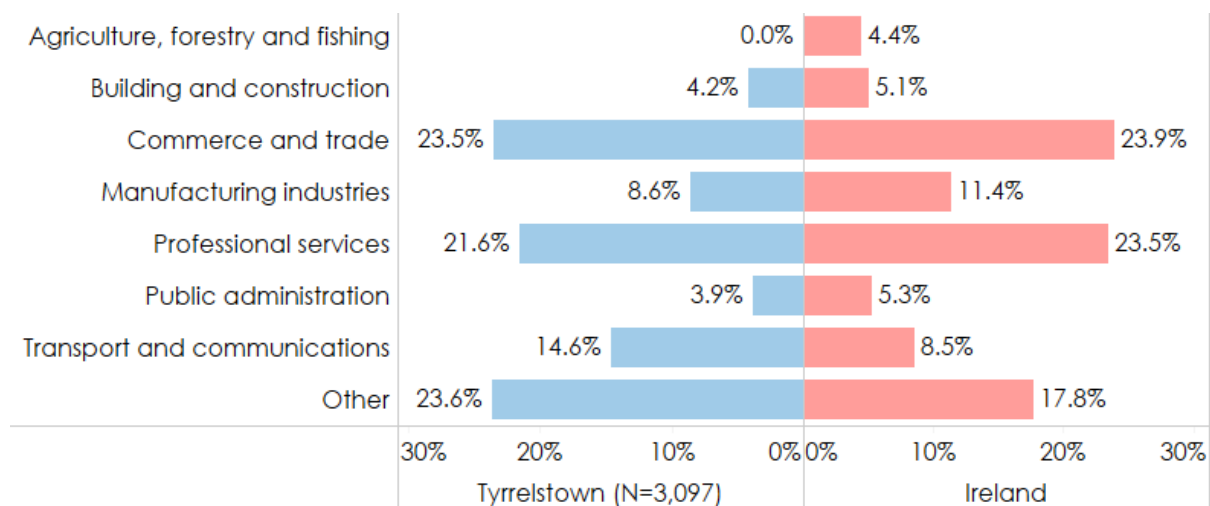
participating in the labour force<sup>16</sup>. This difference may be due to the fact that more women (346) are categorised as 'looking after home / family' although there are more men categorised as 'unable to work due to permanent sickness or disability'.

Figure 17: Labour Force Categorisation



In terms of persons at work by industry, professional services and manufacturing industries accounted for the largest sectors of industry providing employment to Tyrrrelstown residents. Employment by industrial sectors in Tyrrrelstown is broadly similar to that of Ireland with the exceptions of less Tyrrrelstown residents working in the agriculture, forestry and fishing sectors and more Tyrrrelstown residents working in the transport and communications sector, as show in figure 19 below.

Figure 18: Persons at Work by Industry

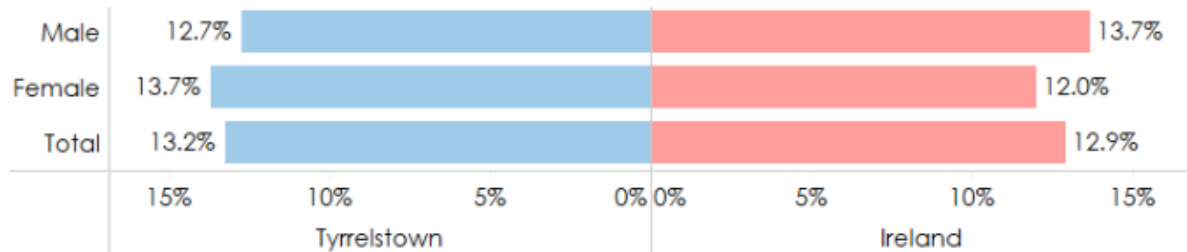


<sup>16</sup> Female participation in the labour force has been increasing since the 1980s where male participation has been declining. The lower male rate in recent times are due partly to the male population living longer and so a smaller proportion of males are available for work.

## Unemployment

In terms of unemployment, at the 2016 census the total unemployment figures in Tyrrelstown were similar to the national level, with total unemployment being marginally higher in Tyrrelstown (13.2%) than in Ireland (12.9%). Male unemployment was lower in Tyrrelstown (12.7%) compared to Ireland (13.7%) whereas female unemployment in Tyrrelstown (13.7%) was higher than at the national level (12%).

Figure 19: Unemployment



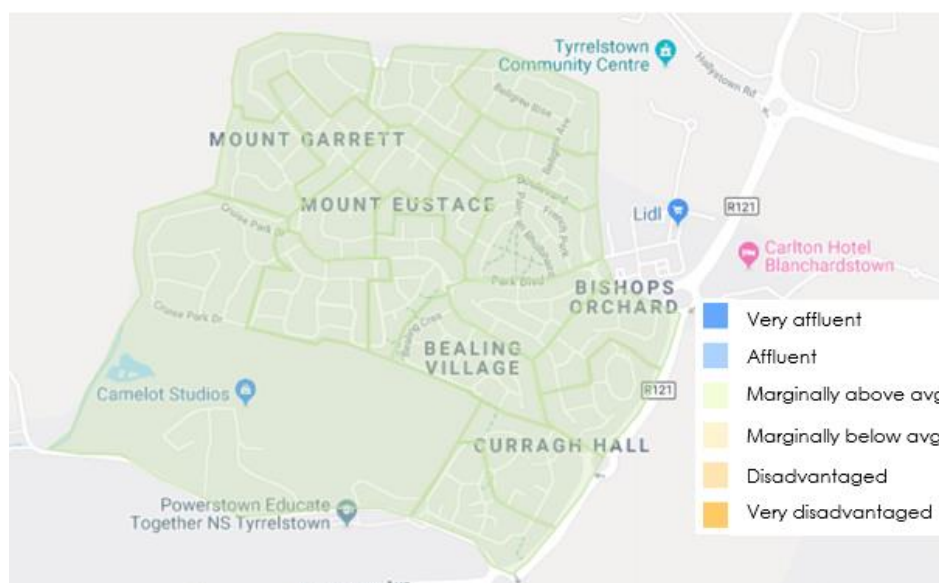
## Pobal Deprivation Index for Tyrrelstown

Measurement of affluence and disadvantage in Ireland is based on the Pobal HP Deprivation Index, which was recently updated based on available 2016 census data. The index is based on three dimensions for categorising affluence/disadvantage, which are:

- i) demographic profile
- ii) social class composition
- iii) labour market

All small areas (SA) that encompass the Tyrrelstown area are based on 2016 census figures and are categorised as being 'marginally above average' in their level of disadvantage, see Figure 21 below.

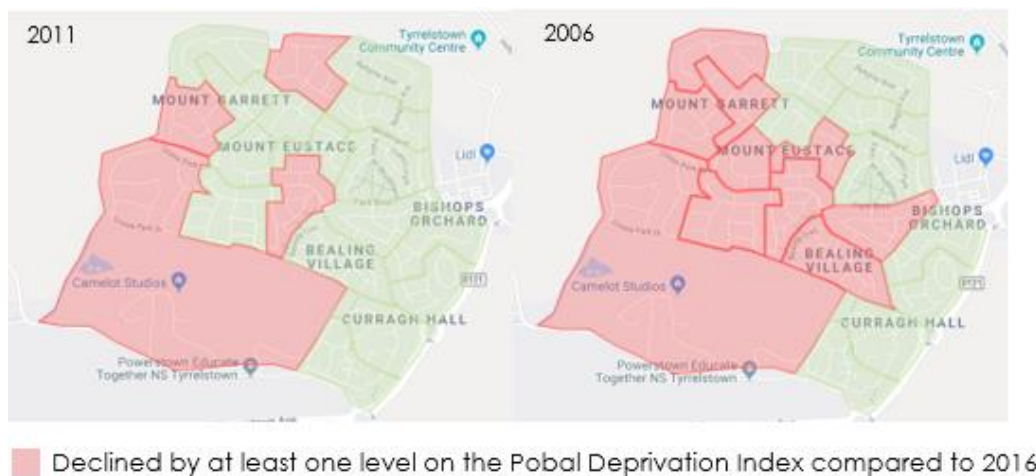
Figure 20: Deprivation Index Categorisation of Tyrrelstown (2016)



This categorisation does not show an observed decline in the level of affluence of areas in Tyrrelstown for the Pobal HP Deprivation Index between the 2011 and 2016 censuses. One in

five SAs have seen a decrease in level of affluence on the Index since the census in 2011 and half of SAs in Tyrrelstown have seen a decrease on the Index since the 2006 census.

Figure 21: Deprivation Index Change in Deprivation Index Categorisation over the Previous Two Censuses



## Summary

Tyrrelstown is a young and diverse area with a number of differences in its demographic make-up compared to Ireland which includes:

- The population growth in 2016 since the previous census is 2.5 times the national average
- Tyrrelstown's population is younger than the national average with a third of residents under the age of 15 compared to a fifth at the national level
- There was a higher proportion of single people and a similar proportion of on parent families in Tyrrelstown compared to the national level
- There was a higher proportion of persons who are renting accommodations and a lower proportion of residents who own their home outright in Tyrrelstown. Tyrrelstown has a higher proportion of flats/apartments and a lower proportion of houses/bungalow compared to the national level
- Tyrrelstown has a higher proportion of residents that reported having an ordinary degree or higher and a lower proportion of residents with no formal education or primary level education only compared to the national level
- Tyrrelstown is more diverse than the general population:
  - o Two in five residents was born outside of Ireland compared to one in five nationally
  - o Tyrrelstown contained a lower proportion of Irish national and a higher proportion of foreign nationals compared to the national level
  - o Tyrrelstown contained a lower proportion of ethnically white Irish and a higher proportion of all other ethnicities compared to the general population
- There is a higher proportion of residents of Tyrrelstown that described themselves as being 'at work' and a lower proportion of retiree's compared to Ireland, while there were similar levels of unemployment at the last census.
- Tyrrelstown was categorised as 'marginally above average' on the Pobal HP Deprivation Index in 2016 however, half of the small areas in Tyrrelstown have experienced a categorical decrease on the Index since the 2006 census.

## Data Analysis and Findings

The data in this chapter is presented under four key themes: education, employment, building a stronger community and infrastructure. Findings are based on survey data collected by on-street researchers in Tyrrelstown and through online surveys, between in September and October of 2019. Focus group and semi-structured interview data was also used, which was collected between June and October of 2019.

The chapters are structured as follows. First, key findings are presented at the start of each section followed by a brief introduction of the main theme. Second, survey data is presented followed by the number of survey participants that noted that an issue was a main challenge or concern for residents living in Tyrrelstown. Third, information from focus group and interviewees is presented to support the key findings found in survey responses.

### Survey Demographics

A total of 355 of Tyrrelstown's residents responded to the online or on-the-street surveys. All respondents were asked to provide demographic information, such as their age category, ethnicity, whether the respondent had children and what type of accommodation they lived in. These demographic questions were important to determine if a representative sample of people living in the area was achieved when compared to latest census figures for Tyrrelstown.

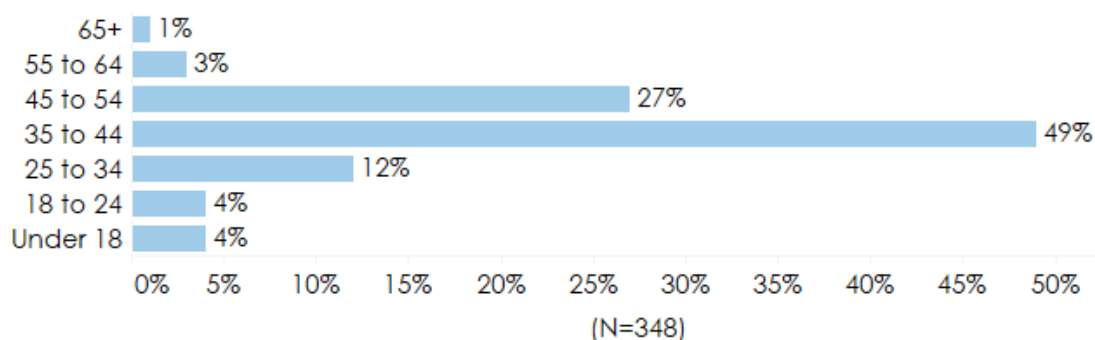
#### Gender of Survey Respondents

Marginally less than four in ten respondents were male (38%, n=131) whereas more than six in ten respondents were female (62%, n=213)<sup>17</sup>.

#### Age of Survey Respondents

Less than one in ten survey respondents were aged 24 years old or younger (8%, n=28). More than nine in ten (91%, n=316) of respondents were aged between the ages of 25 and 64 years old, with half of all respondent's reporting being aged between 35 to 44 years old and 1% (n=3) of respondents were aged 65 and over.

Figure 22: Age Range of Survey Sample



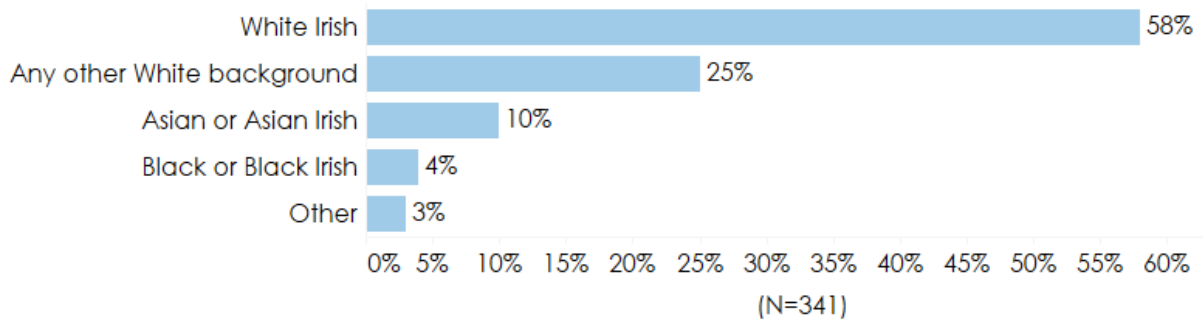
#### Ethnicity of Survey Respondents

Marginally fewer than six in ten survey respondents identified themselves as White Irish (58%, n=196), with a quarter being any other white background (25%, n=86). One in ten respondents reported that they were Asian or Asian Irish (10%, n=35) and 4% (n=14) of respondents reported that they were Black or Black Irish. The 3% (n=10) of respondents that

<sup>17</sup> The proportion of females is greater, and the proportion of males is smaller in the survey sample by approximately 10% compared to the population data from the 2016 census

selected 'Other', declined to provide a nationality or classified themselves as South or Central American. There is a higher proportion of White Irish (+21%) and a lower proportion of Black or Black Irish (-7%) in the survey sample compared to the census data. Asian or Asian Irish, any other White background and Other categories are approximately the same proportionately in the survey sample and demographic profile.

Figure 23: Ethnicity of Survey Respondents



### Children of Survey Respondents and Family Types

Three quarters of survey respondents reported that they had children (75%, n=259). Eleven percent of these (n=28) reported that they were single parents whereas 89 percent (n=219) reported that that they were not lone parents. Compared to the census data, the proportion of single parent families is smaller and the proportion of couples with children is greater by 9% in the survey sample.

[When survey respondents were asked whether they had children, Three quarters of survey respondents reported that they had children (75%, n=259) and a quarter reported that they did not have children (25%, n=85). Of the respondents who reported that they had children and provided a response, marginally more than one in ten (11%, n=28) reported that they were single parents and marginally fewer than nine in 10 (89%, n=219) reported that that they were not lone parents. The proportion of single parents families is smaller and the proportion of couples with children is greater by 9% in the survey sample compared to the census data.]

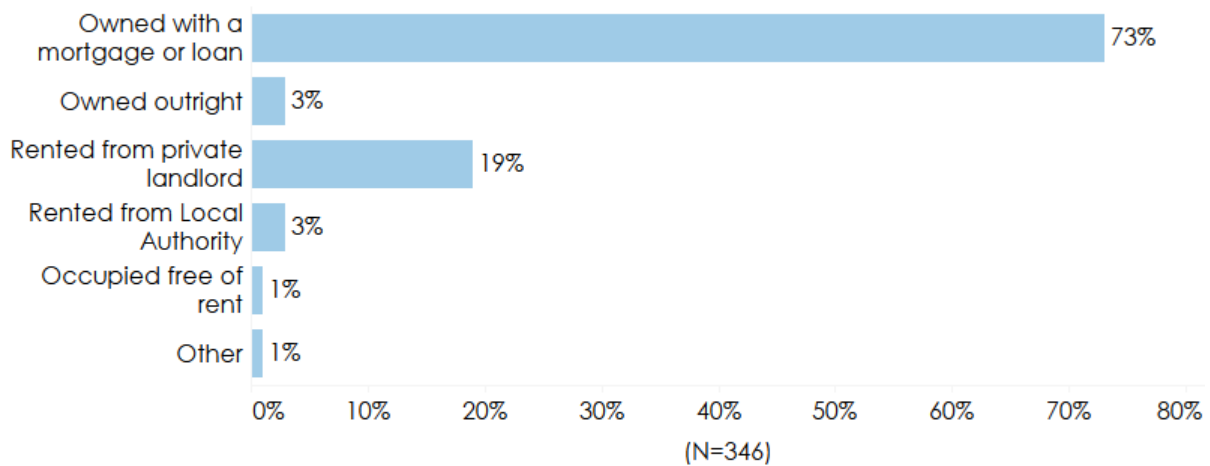
### Accommodation of Survey Respondents

Almost three quarters (73%, n=253) of respondents reported they were owner-occupiers, while 3% (n=10) owned their houses outright. One in five reported that they were renting from a private landlord (19%, n=66) while a minority of respondents rented from the Local Authority (3%, n=12), occupied their dwelling free of rent (1%, n=2) or other (1%, n=2).

The proportion of respondents who owned their house with a mortgage or loan was greater (+23%) and the proportion that rented from a private landlord was lower (-15%) in the survey sample than in the census data. All other categories were approximately the same in the survey sample and census data.



Figure 24: Accommodation of Survey Respondents



In summary, the 355 survey respondents represented 5.1% of the total population of Tyrrelstown using the population figures from the 2016 census. Of the female respondents, many participants reported as White Irish and owning their homes with a mortgage or loan, which was higher in the survey sample compared to census data. Conversely, of the proportion of male respondents, men reporting as Black or Black Irish and respondents who reported renting from a private landlord was smaller in the survey sample compared to the census data. Though the large survey sample is generally representative of the community, further research may need to focus on groups that were harder to reach.

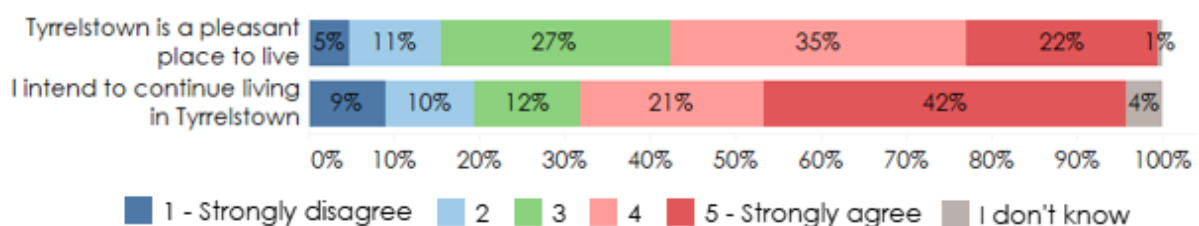
### General Perspectives on Living in Tyrrelstown

Survey respondents commented on their general satisfaction with living in Tyrrelstown, rating their agreement using two key statements.

Almost six in ten respondents agreed that Tyrrelstown is a pleasant place to live (57%, n=201). This is an equivalent score to the previous survey result carried out in 2007 when 61% of survey respondents agreed that Tyrrelstown is a pleasant place to live.

A question was asked to provide an indicator of how transitory the population may in the area is, based on their future plans. The survey asked whether respondents intend to continue living in Tyrrelstown. Marginally less than two thirds of those surveyed agreed or strongly agreed that they intend to continue living in Tyrrelstown (63%, n=226). There is no comparable data against which to benchmark this response, however it indicates a fairly stable population with around two thirds of people seeing themselves remaining in the area in the future.

Figure 25: Statements Regarding Living in Tyrrelstown



## Survey Respondents Issues of Most Concern in Tyrrelstown

Survey respondents were asked to suggest what they considered the **three biggest concerns** facing residents in Tyrrelstown. The 355 participants provided 750 unique responses that they considered the issues of most concern to the community. These concerns were thematically grouped, and are presented in the table below. Issues are discussed in detail in each of thematic area to which they pertain.

**Public safety and security** was the single most important issue of concern to residents with three of the top ten issues referring to this area, with a total of 195 out of all reported issues:

- anti-social behaviour (92 respondents)
- lack of Garda presence (66 respondents)
- crime (37 respondents)

**Public transport** (76) emerged as the second highest concern by residents and in particular existing bus routes. The third highest concern that residents raised was a **lack of areas to socialise** (62), which extends to insufficient bars, café's and restaurants. This was followed by concerns with **illegal dumping** in the area (47) and a **lack of youth facilities** (38). All the remaining issues of most concern to residents are outlined in the table below:

Table 1: Issues of Most Concern to Survey Respondents

No.	Issue	No. of Respondents	Main Finding which Issue Refers to
1	Anti-social behaviour	92	9
2	Public transport	76	15
3	Lack of Garda presence	66	9
4	Lack of areas to socialise	62	8
5	Illegal dumping	47	13
6	Lack of youth facilities	38	12
7	Crime	37	9
8	Maintenance of Tyrrelstown estates and town centre	30	13
9	Integration of a diverse community	28	10
10	Issues with retail spaces in the town centre	27	21
11	Lack of community spirit/civic pride	26	10
12	Lack of parking spaces	23	16
13	Affordability of housing and housing upkeep	20	20
14	Tyrrelstown road infrastructure	16	13
15	Recycling facilities	13	18
16	Lack of public lighting	12	17
17	High rents	11	20
18	Speeding in Tyrrelstown	11	13
19	Secondary school places	9	1
20	Too many renters	8	20
21	Racism	8	10

22	Sports facilities	8	12
23	Lack of community events	7	10
24	No post office	7	6
25	No community crèche	7	11
26	Issues with Fingal County Council	7	13
27	No permanent library	6	22
28	Airplane noise	6	13
29	Traffic congestion	5	16
30	Local employment opportunities	5	7
31	Lack of community spaces	5	19
32	Lack of adult education courses	5	3
33	Road to community centre not up to standard	4	13
34	Lack of bins in the area	3	13
35	Lack of after school services for young people	3	2
36	Integration with Travelling community	3	10
37	Lack of a medical centre	3	11
38	Lack of cycleways	2	15
39	Youth safety	1	9
40	Migration	1	20
41	Signposting of services	1	14
42	No employment centre	1	7
	Total	750	-

These issues are discussed in detail in the following sections, with additional commentary from participants in **focus groups and semi-structured interviews**. Findings are categorised by thematic areas rather than priority area in the report. Therefore, the order in which themes are presented does not reflect their order of importance.

## Education

### Overview

There were a number of issues related to education that were noted by interviewees, focus group participants and survey respondents. These issues related to the provision of pre-school places, primary and secondary schools, after school activities for young people, adult education courses and basic English classes and alternative education for early school leavers.

Survey respondents were presented with a number of statements on the topic of education in Tyrrelstown. They were asked to rate on a scale of one to five (1 – Not enough, 5 – Enough) as to whether there was sufficient provision of these services to meet the demand in Tyrrelstown.

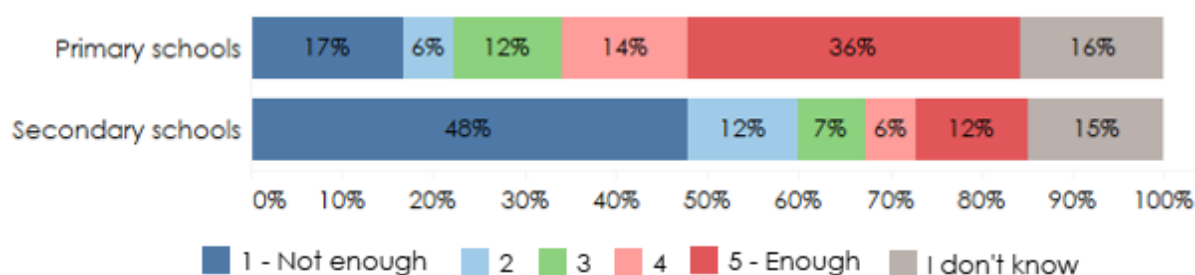
### Schools in Tyrrelstown

**Key finding:** *The lack of adequate secondary school provision in Tyrrelstown was a priority issue for participants. The area requires a second secondary school to service both the current and future intake of pupils in Tyrrelstown. The shortage of secondary schools compounds the social isolation that service providers feel affects the area.*

There are currently four primary schools and one secondary school serving the Tyrrelstown area. Housing developments that are planned in the Tyrrelstown area will bring with them more parents looking for school places for their children, putting pressure on the local services already available.

Survey respondents were asked to rate whether there were sufficient schools in Tyrrelstown. There were differing perspectives regarding primary and secondary school provision. Six in ten survey respondents (60%, n=209) did not feel that there are enough secondary schools in Tyrrelstown to meet the need of the population, while half (50%, n =178) of respondents felt that there are enough primary schools available in the area to meet demand.

Figure 26: School Provision in Tyrrelstown



When survey respondents were asked to highlight the three greatest challenges facing Tyrrelstown, nine respondents specifically highlighted issues with capacity in the secondary school. When asked what change they would make to Tyrrelstown, four respondents referred to the need for a second secondary school, as Le Chéile Secondary School is at capacity. Two of the feeder schools to Le Chéile are from outside the area and there is a concern that local children are turned away every year while places are given to those outside the community.

This finding was confirmed in focus groups: participants in all four focus groups stated that there is a lack of capacity in the current secondary school and that this impacts on Tyrrelstown in several ways, namely: young people are forced to leave their community to avail of school places outside of Tyrrelstown which isolates them from their community and

friends, and at least four shuttle buses are required every morning to bring students from Tyrrelstown to schools outside of the area due to poor public transport links. The current challenges are expected to increase with the volume of housing being built in the area, and the anticipated population increased demand on local secondary schools.

*There is a struggle to get secondary school places in Tyrrelstown, there is insufficient capacity in the school to cater for all the young people that apply. There were initially two secondary schools planned for the area and a second secondary school in the area would alleviate the capacity issues.  
(Migrant focus group member)*

As with all previous stakeholder groups, interviewees highlighted this challenge. Three of the eight interviewees stated a lack of capacity in the secondary school as an issue of major concern for families in Tyrrelstown, particularly the availability of special needs assistance in schools.

**Summary:** The lack of availability of secondary school places within the community is impacting on young people and their connection to the community, which is expected to have an increasing impact as the population grows.

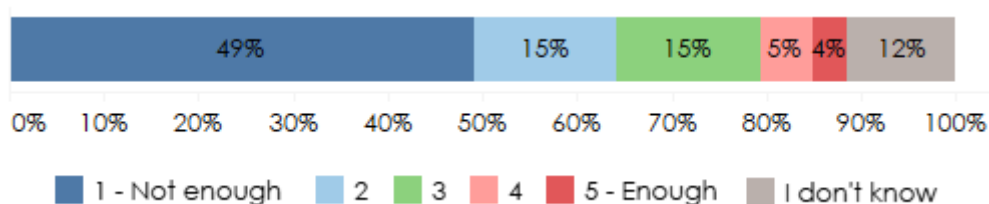
#### After School Activities for Children and Young People

**Key finding:** The lack of after school activity provision in Tyrrelstown was highlighted as an issue for participants in the study. The area requires dedicated after-school provision service models and an expansion of the current services/funding given to youth organisations, such as Foróige.

Tyrrelstown contains one of the youngest populations of any town in the country. After-school services are essential for ensuring children can get needed support outside school hours, that families can work or undertake other non-family activities between the end of the school day and close of business hours.

Survey respondents were asked to rate whether there was sufficient provision of after school activities for young people in Tyrrelstown. Almost two thirds (64%, n=228) of survey respondents reported this was an issue in Tyrrelstown compared with almost one in ten respondents (9%, n=32) that reported there were enough programmes in the area.

Figure 27: After-School Activities for Young People



Participants in two of the four focus groups also stated there was a lack of after school activities for children and young people. While some participants stated that the after-school programmes available in Tyrrelstown were good, but children struggle to get a place on them. Participants also stated that there were models for after school programmes in the local area that could be looked at regarding developing programmes for Tyrrelstown.

*Crafty Kids in Mulhuddart is a great example of an after-school programme for young kids, where they are encouraged to design and take ownership*

*of their own space, it is five days a week and helps the parents to integrate at the same time. Mulhuddart could be used as a template for the successful development of Tyrrelstown but it would need a long-term 5–10-year plan to build a community centre to house it. (Family Support Focus Group)*

The issue was named by four of the eight interviewees. They highlighted the good work that youth organisations, such as Foróige, undertake in the community but noted there exists a limited capacity, and schools should be utilised for the provision of after school programmes.

**Summary:** There is a lack of after schools places in Tyrrelstown for children and it is expected to be more of an issue as the population grows. There is a strong appetite and a range of ideas for how this need could be better met into the future, namely through the expansion of services offered by Foróige for teenagers and using the Crafty Kids model of after school services for younger children.

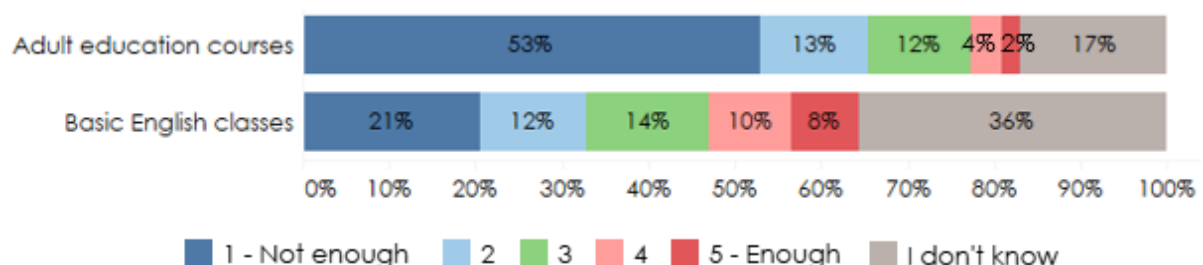
### Adult Education Courses

**Key finding:** *The lack of adult education provision in Tyrrelstown was highlighted as an issue for participants in the study. It was noted that where there are courses taking place, often there is no signposting to inform residents that there are education options available. Adult education course/basic English courses allow residents to upskill and also, help with the integration of the community.*

Adult education courses provide opportunities for the development of new skills and socialising with peers. As a community with an ethnically diverse population, respondents also stated that adult education helps with the integration of people from other countries into the Tyrrelstown community.

Two thirds (66%, n=230) of survey respondents reported that there are not enough adult education courses available in Tyrrelstown compared to 6% (n=20) that reported there was enough in the area. A third of respondents (33%, n=116) stated that there were not enough basic English courses available in Tyrrelstown, compared to almost two in ten (18%, n=62) respondents that reported there was enough in the area. More than a third (36%, n=126) of respondents did not know if there were basic English courses available in Tyrrelstown, suggesting that if you are a native English speaker than you are less likely to be aware whether this service is available in the area.

Figure 28: Adult Education Courses and Basic English Classes



When survey respondents were asked to highlight the three greatest challenges facing Tyrrelstown five respondents highlighted issues with a lack of adult education courses in Tyrrelstown. When asked what one change they would make to Tyrrelstown, two respondents referred to the need for increasing the provision of adult education courses in the area.

Participants in all four focus groups confirmed this. Two of the focus groups noted the need for basic English courses. Participants stated that while there are adult education courses available in Blanchardstown there are too few courses available in Tyrrelstown or that they are not signposted well in the community. Participants added that adult education courses help residents to share their experiences and, ideally, such courses should be subsidised.

*There is a need for more night courses particularly English-speaking lessons, Tyrrelstown is a multi-cultural area and many of the children and young people's parents may not be able to speak English very well, so they are unable to help their kids with their homework or their maths. (Young person's focus group)*

Three of the eight interviewees also stated there is a lack of adult education classes taking place in Tyrrelstown. This was a concern for interviewees because some residents may not travel to an area where they are not comfortable and that the secondary school could be used as a venue for hosting courses.

*There are no adult education courses that I know of in Tyrrelstown outside of some English language courses and I don't know if people are aware that these are running or not. (Key interviewee two)*

**Summary:** There is a perceived lack of adult education courses in Tyrrelstown and, where there are courses, the community is unaware that they are taking place. Adult education not only helps residents to upskill but also provides social outlets where community members can mix and may help with creating greater sense of community integration.

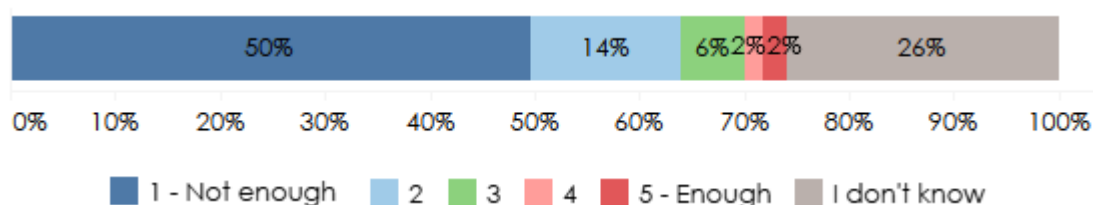
### Alternative Education for Early School Leavers

**Key finding:** There are limited alternative services in the Greater Blanchardstown Area for young people who leave school early. There is also no service that can signpost young people and their families into alternative forms of education. The lack of school completion officers and DEIS status for schools in Tyrrelstown was highlighted as an issue of concern for the community.

Tyrrelstown contains one of the youngest populations of any town in the country. There are currently no services such as Youthreach or training centres in the area to work with young people who leave school early.

Almost two thirds (64%, n=227) of survey respondents reported there are not enough services for young people, which was also agreed by focus group participants.

Figure 29: Alternative Education Options for Early School Leavers



Focus group participants reported there was a lack of awareness of the types of education or employment supports available for young people if they do leave education early.



*There are not many resources, like Youthreach, for young people that leave school early. A service that signposts early school leavers to what jobs or courses are available would help. (Young person's focus group)*

Two of the interviewees suggested that having schools in the area designated as DEIS status could help retain young people in education, as DEIS schools receive extra funding for services such as a school liaison/completion officer, as demonstrated by the following quote:

*None of the schools in Tyrrelstown are DEIS. DEIS funding is important when it comes to school completion programmes which are mandated under DEIS to help families engage in education. DEIS schools have school completion officer and programmes which strongly supports school attendance programmes. Families would be made aware of services available to them in the community signpost them into education services. (Interviewee six)*

**Summary:** There are limited alternative education services available in Tyrrelstown for young people who leave school early. A lack of signposting services to guide early school leavers and no DEIS schools in the area pose challenges in relation to the retention of some young people in education.

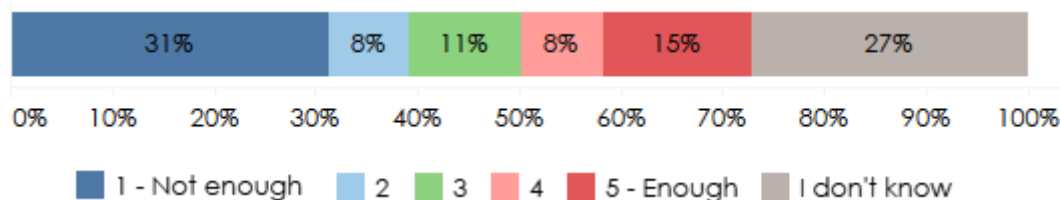
### Pre-school Places in Tyrrelstown

**Key finding:** Tyrrelstown has a large preschool population (0 – 4 years<sup>18</sup>) that is serviced by at least four pre-schools in the area. Survey respondents noted that there are not sufficient services in the area to meet demand and that this will become a greater issue as the population grows.

Tyrrelstown has a large preschool age population, with 11% of its population between the ages of 0 to 4 years compared to 7% at the national level. There are currently three<sup>19</sup> pre-schools in Tyrrelstown.

There were differing perspectives regarding the provision of pre-school places in Tyrrelstown from survey respondents. Four in ten survey respondents (39%, n=139) reported that there are enough preschool places in Tyrrelstown to meet the needs of the population, while marginally less than a quarter (23%, n=81) of respondents felt that there are enough primary schools available in the area to meet demand.

Figure 30: Pre-school Places in Tyrrelstown



**Summary:** While it was noted by the survey respondents and an interviewee that a lack of preschool places in Tyrrelstown is an issue. As there were fewer respondents that highlighted that lack of pre-school places in the area was an issue in the focus groups and the issues of

<sup>18</sup> see Figure 5

<sup>19</sup> Little Smilies, Tigers & Little Stars

most concern for residents in Tyrrelstown, preschool provision is not considered as high a priority in the area for residents as other concerns around education service provision.

## Employment

### Overview

There were several issues related to employment in Tyrrelstown noted by participants in the research. These issues related to supports for local businesses and local employment opportunities and supports. Survey respondents were presented with a number of statements regarding employment services in Tyrrelstown. They were asked to rate each statement on a scale from one to five (1 – Not enough, 5 – Enough) as to whether there was sufficient provision of these services to meet the demand of residents in Tyrrelstown.

### Supports for Local Businesses

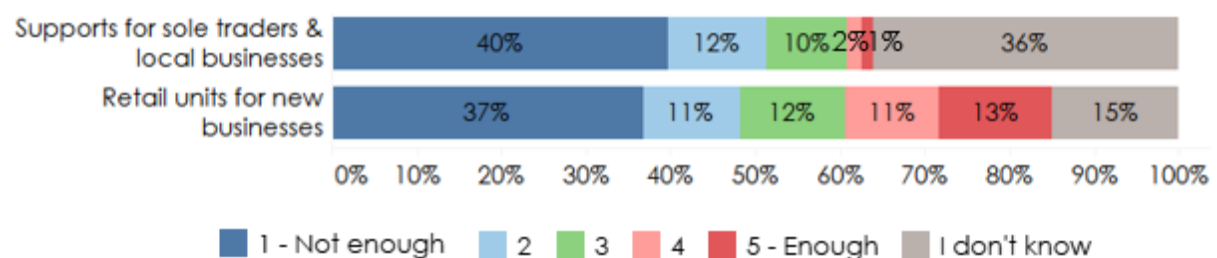
**Key finding:** Study contributors highlighted that while there are retail units available in Tyrrelstown centre many of them are empty. Some supports are available to small businesses, however, knowledge of these supports is not high and there is an issue with signposting small businesses into these supports. High unit rental costs and rates were highlighted as barriers to setting up businesses in Tyrrelstown, as well as the fact that there is no local Chamber of Commerce to advocate on behalf of Tyrrelstown businesses.

There are a number of supports available for new businesses available in Ireland including supports from Local Enterprise Offices, Microfinance Ireland, the Local Development Company and Back to Work Enterprise Allowance Scheme. Engaging with such supports aid small businesses to grow and expand. Linking start-ups in Tyrrelstown with these supports may also encourage small enterprises growth in the area.

Survey respondents were asked if there were sufficient provision of supports for sole traders and local businesses in Tyrrelstown and whether there were enough retail units for new businesses. Marginally over half of respondents (52%, n=181) reported that there were not enough supports for sole traders and local businesses compared to 3% (n=11) that reported there was enough. It should be noted that more than a third of respondents did not know if these kinds of supports were available (36%, n=127).

Marginally under half of respondents (48%, n=170) reported that there were not enough retail units for new businesses in the area compared to almost a quarter of respondents that responded that there was enough (24%, n=86).

Figure 31: Supports for Local Businesses in Tyrrelstown



When survey respondents were asked to highlight the three greatest challenges facing Tyrrelstown 27 respondents highlighted issues pertaining to retail in Tyrrelstown, 16 of these respondents highlighted issues relating to empty retail units in the town centre which gives the impression of a community that is not thriving. Three respondents stated that the rents on retail units are very high for businesses looking to open up.

When asked what one change they would make to Tyrrelstown, five respondents discussed letting the empty units in the town centre, particularly highlighting the need for small businesses to open, such as pubs/restaurants, a post office and/or charity shops.

A lack of supports for local businesses was echoed by two of the four focus groups. Participants stated that rents on units in the town centre are too high for start-ups. Another observation was that the management company turns down business if they are not in line with the businesses they would like to see in the area. A further comment stated that local businesses should be encouraged to engage with Fingal Local Enterprise Office. Also discussed were that business rates are expensive for new companies and that Tyrrelstown needs its own Chamber of Commerce to advocate on its behalf, this final point is illustrated below:

*There needs to be a local chamber of commerce that can advocate on behalf of the area, there is only one at the Fingal level and at the D15 level but not at the local level. (Residents association focus group)*

**Summary:** High rental costs and rates are a barrier to setting up small businesses in Tyrrelstown. While there are units to rent in the town centre many of them are empty. A lack of supports for small businesses housed in Tyrrelstown and knowledge of these services at national level to encourage small businesses to grow contributes to low number of local businesses in the area.

#### Local Employment Opportunities and Supports

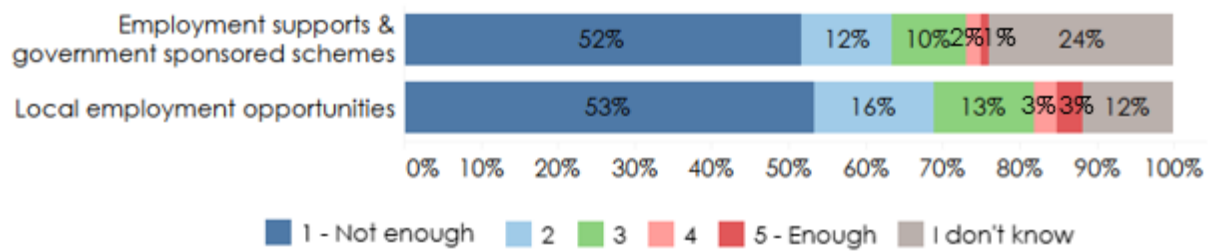
**Key finding:** Contributors to the study noted that there for the size of the community, there are very few local employment opportunities in Tyrrelstown, particularly for young people (i.e. in the hospitality and retail sectors). Many residents work outside of Tyrrelstown and it was reported that the lack of Intreo centre in the area makes it difficult for resident to know where or how to seek employment and that good public transport links are vital in getting people to employment.

The majority of residents in Tyrrelstown commute to work outside of the area, to employment hubs such as Blanchardstown or Dublin city centre. There are a small number of businesses in the town centre that offer employment however, participants reported there was a lack of retail outlets in Tyrrelstown compared to other similar sized towns. Participants reported that there are no government supports for getting into employment in Tyrrelstown, such as Intreo or Citizen Information Centres that could help guide residents into employment.

Survey respondents were asked if there were sufficient provision of employment supports and government sponsored schemes in Tyrrelstown and whether there were enough local employment opportunities in the area. Marginally less than two thirds of respondents (64%, n=224) reported that there were not enough employment supports and government sponsored schemes compared to 3% (n=10) that reported there was enough.

Almost seven in ten respondents (69%, n=244) reported that there were not enough local employment opportunities in the area compared to 6% (n=22) who stated there were enough.

Figure 32: Local Employment Opportunities and Supports in Tyrrelstown



When survey respondents were asked to highlight the three greatest challenges facing Tyrrelstown, five respondents specifically highlighted the lack of local employment in the area. Participants noted there is very little local employment in the area and there were many empty units that could provide employment. When asked what change they would make to Tyrrelstown, two respondents discussed the need to create more local employment opportunities in the area. Participants also noted that opening a pub, café or restaurant could provide local employment opportunities for younger people.

This is mirrored in the responses from three out of four focus groups, who stated that pubs and cafés opening up would provide local employment opportunities to Tyrrelstown residents who do not have third level qualifications.

*A local enterprise office or Intreo centre would be a good addition in the area, so people can be signposted to where employment opportunities are in the area, even on a temporary basis. (Migrant focus group)*

Four of the eight interviewees also shared the previous finding, and commented that there is no direct public transport link from Tyrrelstown to Blanchardstown, where many residents work and it can be a barrier to employment opportunities for some. This is best described by the following quote:

*While there are small shops in Tyrrelstown, most people go to Blanchardstown, so they are travelling outside of the area for employment. Bus routes are a big inhibitor for accessing employment for the people of the area who are from a lower socio-economic background. (Interviewee one)*

**Summary:** Participants reported that there are not many local employment opportunities in Tyrrelstown and that many residents commute to work outside of the area. For people looking for employment the nearest supports available are in Blanchardstown, the area would benefit from better links with services such as an Intreo Centre or Citizens Information Centres that would signpost residents into education and employment.

## Building a Stronger Community

### Overview

There were several issues related to building a stronger community noted by interviewees, focus group members and survey respondents. These issues related to opportunities to socialise in Tyrrelstown, Garda presence, community integration, childcare/parenting supports, sports and recreational activities, residents associations, local government and local newspapers / websites.

Survey respondents were presented with a number of statements regarding building a stronger community in Tyrrelstown. They were asked to rate on a scale from one to five (1 – Not enough, 5 – Enough) as to whether there was enough provision of these services to meet the demand in Tyrrelstown.

### General Perspectives on the Community in Tyrrelstown

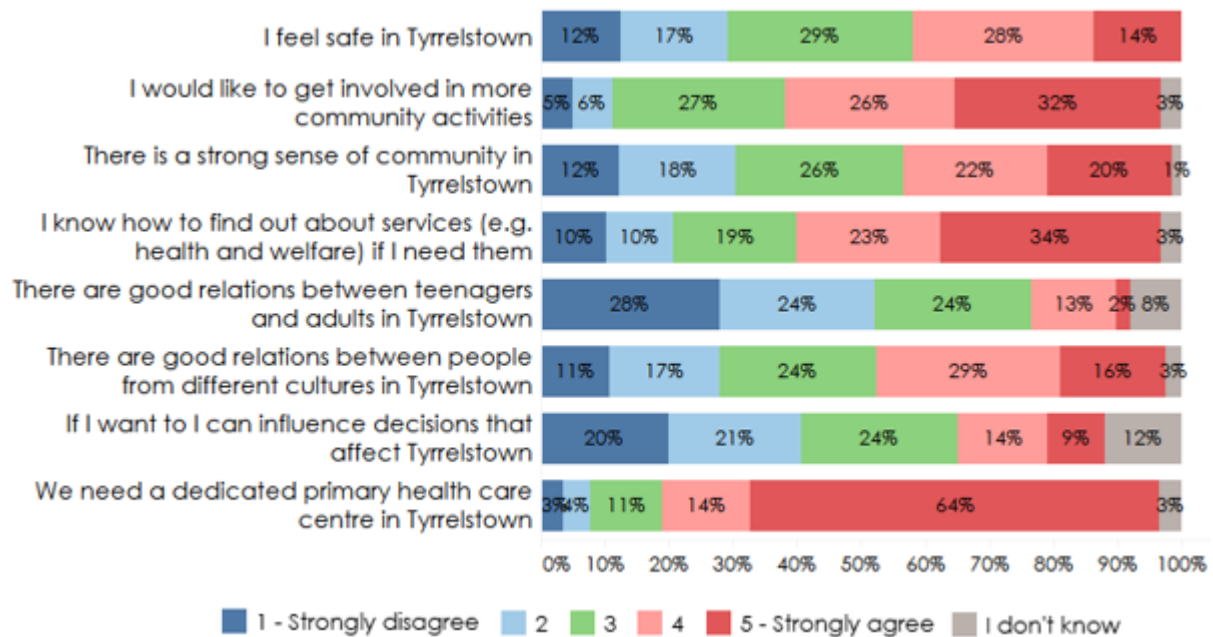
Survey respondents were asked to rate their general satisfaction with living in the community in Tyrrelstown, rating their agreement with eight key statements. The majority of survey respondents agreed that:

- they would like to get involved in more community activities (58%, n=207)
- they know how to find out about services if they need them (57%, n=202)
- there is need for a dedicated primary health care centre in Tyrrelstown (78%, n=274)
- there are good relationships between people from different cultures in Tyrrelstown (45%, n=160) while three in ten disagreed (28%, n=99)
- that they felt safe in Tyrrelstown (42%, n=149) while three in ten disagreed (29%, n=104)
- there is a strong sense of community in Tyrrelstown (42%, n=148) compared to four in ten that disagreed (30%, n=107)

The majority of survey respondents disagreed that:

- that they can influence decisions that affect Tyrrelstown (41%, n=144) compared to marginally less than a quarter that agreed (23%, n=82)
- that there are good relations between teenagers and adults in Tyrrelstown (52%, n=184)

Figure 33: Statements Regarding Living in the Tyrrelstown Community



### Opportunities for Socialising in Tyrrelstown

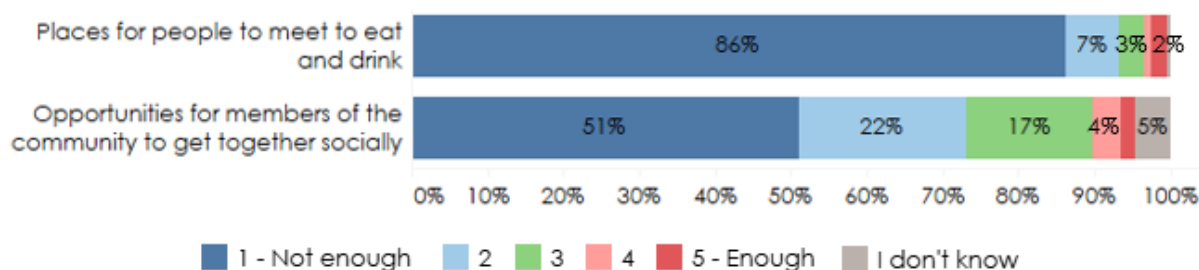
**Key finding:** *The lack of outlets where the community can socially (pub, café, restaurant) was highlighted as a major issue of concern for the community in Tyrrelstown. The absence of these facilities makes it more difficult for the community to build community spirit, integrate and forces residents to travel outside of Tyrrelstown if they want to socialise.*

According to respondents, there are currently no pubs, cafes, or restaurants open in Tyrrelstown. For an area with a young and growing population this means that in order to socialise, people must travel outside of Tyrrelstown. As there is no natural space to meet-up which has a knock-on effect on building stronger community ties.

Survey respondents were asked if there were enough places for people to meet to eat and drink (e.g. pubs/cafes/restaurants). More than nine in ten (93%, n=330) of respondents reported that there were not enough locations to socialise in Tyrrelstown, compare to 3% (n=11) who reported that there was enough to meet demand. This was the most negative score reported in the survey.

Survey respondents were also asked if there were enough opportunities for members of the community to get together socially. Almost three quarters (73%, n=256) of respondents reported there were not enough opportunities for residents to get together socially.

Figure 34: Opportunities for Socialising in Tyrrelstown<sup>20</sup>



When survey respondents were asked to highlight the three largest concerns facing Tyrrelstown, 62 respondents reported a lack of places for people to meet to eat and drink, the fourth largest theme in the survey. Of the 62 respondents, 26 noted a lack of a pub, 25 noted lack of a café and eight commented on the lack of a restaurant.

When asked what change they would make to Tyrrelstown, 49 respondents referred to the need for place to go to socialise in Tyrrelstown, a suggestion also agreed by participants in focus groups.

*Tyrrelstown is missing out on community spaces such as coffee shops or pubs that would help the community to mix, like any other town in the country, this would foster community spirit. (Residents association focus group)*

Two of the eight interviewees noted that the absence of absence of pubs, cafes or restaurants can affect the integration of the community.

*The pub that was there is now closed, there is no coffee shop, there is no social area, especially in the village, it lacks the type of area where people can mix socially (Interviewee six)*

**Summary:** There are very few community spaces in Tyrrelstown that allow residents to mix socially (pubs, cafes, restaurants). This requires residents to travel outside of the area to socialise. This impacts on integration and reduces a sense of community.

### Garda Presence and Anti-Social Behaviour

**Key finding:** Respondents noted that An Garda Síochána visibility in Tyrrelstown can vary to a large degree and that while the Garda are good at dealing with emergencies, increased community Gardaí presence in the area would have a positive effect on crime and anti-social behaviour in the area.

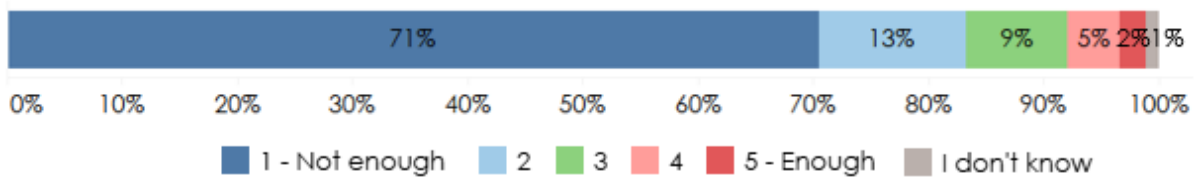
There is currently no Garda station in Tyrrelstown. The closest station to the area is in Blanchardstown which, interviews commented has a typical response rate of 15 to 20 minutes to respond to calls from the public which can be an issue in times of emergency.

Survey respondents were asked if there were enough Community Garda presence in the area. More than eight in 10 survey respondents (84%, n=294) reported that there is not enough compared to 7% (n=24) that reported there was enough.

<sup>20</sup> Places for people to meet to eat and drink: 4 (1%), I don't know (>1%)  
Opportunities for members of the community to get together socially: 5 – Enough (2%)



Figure 35: Community Garda Presence in Tyrrelstown



When survey respondents were asked to highlight the three largest concerns facing Tyrrelstown respondents highlighted as their major concerns:

- Anti-social behaviour (92 respondents)
- The need for more Gardaí in the community (66 respondents)
- Crime (37 respondents)

These three related issues taken as one were the issue of greatest concern to respondents that participated in the survey.

When asked what change, they would make to Tyrrelstown, respondents noted that they would like:

- To see more Gardaí in the community (47 respondents, the largest number for any one change from the survey group)
- To bring an end to the anti-social behaviour in the area (24 respondents)
- To see the installation of CCTV cameras to better monitor the area (12 respondents)

Participants in three of the four focus groups agreed that there is a need for a greater Garda presence in the community. Focus group participants noted that while the community Gardaí that they deal with are 'brilliant', their physical presence is needed in the community on a more frequent basis to make the community feel safe.

*We need an increase in the level of community policing, the community needs to see their presence driving through the streets in order to feel safe.  
(Migrant focus group)*

Two of the eight interviewees stated that there is a need for extra Gardaí to be seen on patrol in Tyrrelstown. Interviewees noted that Garda presence varies and that more community policing would greatly improve the feeling of security in the area. Interviewees also noted the need for the Youth Diversion programme to be implemented in the area:

*The Gardaí are stretched to collar, community policing works really well and would benefit the area. The youth diversion programme is needed in the area but lack of a home/station for the Gardaí in Tyrrelstown is an issue in facilitating this. (Interviewee eight)*

**Summary:** Garda presence, crime and anti-social behaviour were the most important issues raised by Tyrrelstown residents who took part in the survey. The lack of visible Garda presence contributed to a feeling of insecurity for residents and a feeling that anti-social behaviour by some groups is left unchecked.

### Community Integration

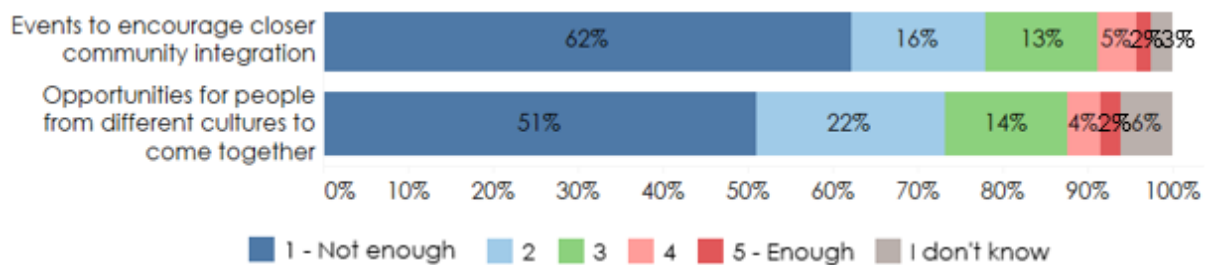
**Key finding:** Participants reported that there is variability in the number of events run by different residents associations to encourage closer community integration or provide opportunities for people from different cultures to mix. It was noted that residents associations

do good work in hosting community events such as BBQ's and that these events were successful in getting residents from diverse background together in a communal space and encouraging community integration.

Tyrrelstown is one of the most ethnically diverse areas in Ireland, with four in ten residents being born outside of Ireland. This poses a set of unique challenges and opportunities for community integration in the area. Running events that encourage community integration allows for the socialising and integration of different groups in the community.

Survey respondents were asked if there were enough events to encourage community integration and if there are enough opportunities for people of different cultures to come together in Tyrrelstown. Approximately three quarters of respondents reported that there were not enough events to encourage community integration (78%, n=274) and that there are not enough opportunities for people of different cultures to come together (73%, n=258).

Figure 36: Enough Opportunities for Community Integration



When survey respondents were asked to highlight the three greatest challenges facing Tyrrelstown 28 respondents specifically highlighted that community integration was an issue for the area. Respondents noted that the area has suffered due to few support structures for the migrant community and that events such as quarterly clean-ups, BBQ's and festivals being run in Tyrrelstown would help to connect the diverse cultures in the area and facilitate integration.

When asked what change they would make to Tyrrelstown, 15 respondents referred to the need for better integration in the community. Participants in all four focus groups also agreed that community integration was an prevailing concern in Tyrrelstown and suggested that intercultural events/days would be a good method of helping to integrate residents. It was noted that community days were a good way to include all the community in an activity and get people to mix. Participants also stated that residents associations work hard at bringing people together and have successfully done so through the running of events.

*Residents associations do trojan work to bring people into the community and there are more people now coming to BBQ's and events that the likes of these groups run. (Migrant focus group)*

Four of the eight interviewees also noted that integrating people and running community events can be difficult if there are a lack of community spaces available in which to run events.

*There are problems with integration, it has always been an uphill task to congregate people together, people need a community space where they can go to meet up. It is not easy for them to come to the meetings due to the cultural barriers and because of the lack of accessibility of communal space. (Interviewee four)*

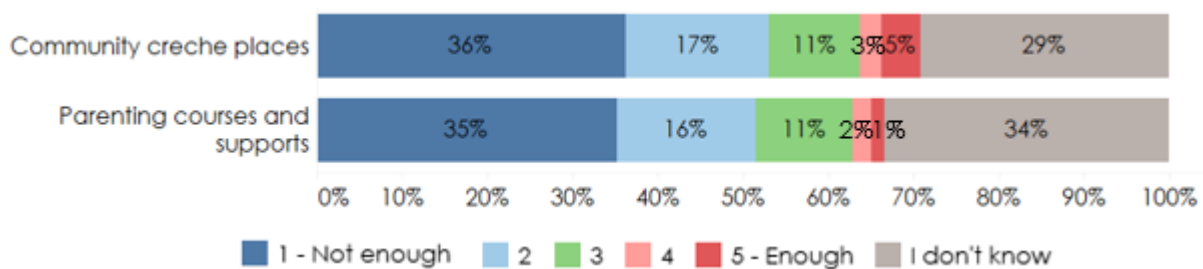
**Summary:** Tyrrelstown is one of the most ethnically diverse towns in Ireland which poses a unique set of challenges to encourage community integration. While it was reported that residents groups are a local strength, respondents commented that there are currently not enough events in the area to facilitate community integration, groups running events that encourage community integration (i.e. BBQ's, intercultural days) allows for the socialising and integration of different groups in the community.

### Childcare and Parenting Supports

**Key finding:** A lack of affordable childcare and parenting supports has a number of impacts on families in Tyrrelstown including: being a barrier for integration in the community, in particular for women. The cost of childcare currently available in Tyrrelstown negatively affects residents' ability to access employment and education and may hinders social mobility in the area.

Tyrrelstown is one of the youngest towns in Ireland, with 35% of the population aged 14 years old or younger compared to 20% of the general Irish population. This suggests a need for services to support parents, including community crèches and parenting courses. Ireland is currently the second most expensive country in the EU for childcare for under three-year olds<sup>21</sup>, this may affect parents' ability to access work, education and to integrate into the community. There are no community, government funded crèches in Tyrrelstown , and all crèche places in the area are private, at the time of this report's publication.

Figure 37: Childcare and Parenting Supports in Tyrrelstown



Marginally more than half of survey respondents reported that there are not enough community crèche places (53%, n=187) and parenting courses and supports (51%, n=187) available to the community in Tyrrelstown.

When survey respondents were asked to highlight the three greatest challenges facing Tyrrelstown, seven respondents specifically highlighted the lack of affordable childcare in the area. When asked what change they would make to Tyrrelstown, two respondents referred to the need for subsidised childcare.

Participants in one of the focus groups echoed the sentiment that a lack of affordable childcare was an issue of concern for families in Tyrrelstown and suggested that crèches are an important service that can help with community integration, particularly for female members of the community.

*A lot of people feel there are not enough services or facilities for young children, i.e. crèches. Community crèches are good for bringing mothers and their kids together after school to integrate the community, there is*

<sup>21</sup> [https://eacea.ec.europa.eu/national-policies/eurydice/sites/eurydice/files/kd\\_ecec\\_2019\\_report\\_en.pdf](https://eacea.ec.europa.eu/national-policies/eurydice/sites/eurydice/files/kd_ecec_2019_report_en.pdf)

*also a broader need for groups that facilitate adult meeting like women's groups. (Family support focus group)*

Two of the eight interviewees stated that there is a need for community crèche spaces and parenting courses in Tyrrelstown. It was also noted that the cost of current childcare provision can be expensive and price parents out of the market. Interviewees also stated this can impact on education and working lives of parents, as well as their ability to integrate into the community.

*There is a need for more parenting courses, the difference in the parent's confidence at the end is huge and they pick up extra skills to use when they participate in courses. There is no real community crèche, the one there is run as a business and this can price parents out of the market and impact on their ability to get into work, education or to integrate. (Interviewee five)*

**Summary:** Tyrrelstown is one of the youngest towns in Ireland but does not have a community crèche or parenting courses. A lack of affordable childcare and parenting supports was seen as a barrier to integration of the community and a hindrance for people looking to get into employment or education.

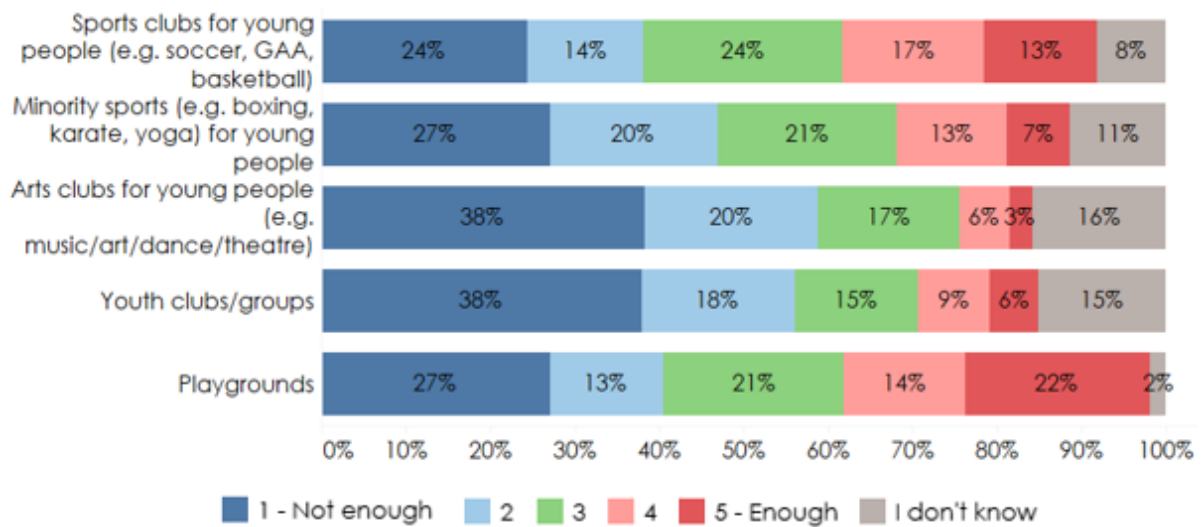
### Sports and Recreational Facilities

**Key finding:** *A lack of affordable sports / recreational activities is having a number of impacts on adults and young people in Tyrrelstown. Sport and recreation can act as galvaniser of community development but many young people in Tyrrelstown are unable to engage with organisations as the majority are 'pay to play'.*

While links between physical activity and wellbeing are well established, sports and recreational facilities are also important centres for social life. Sport facilities offer space for teenagers and adults which turns them into important centres/organisations of communities' lives. More than ever before sport clubs, arts groups and other youth groups/activities play the role of social and cultural integration centres for the neighbourhoods, especially for socially deprived groups.

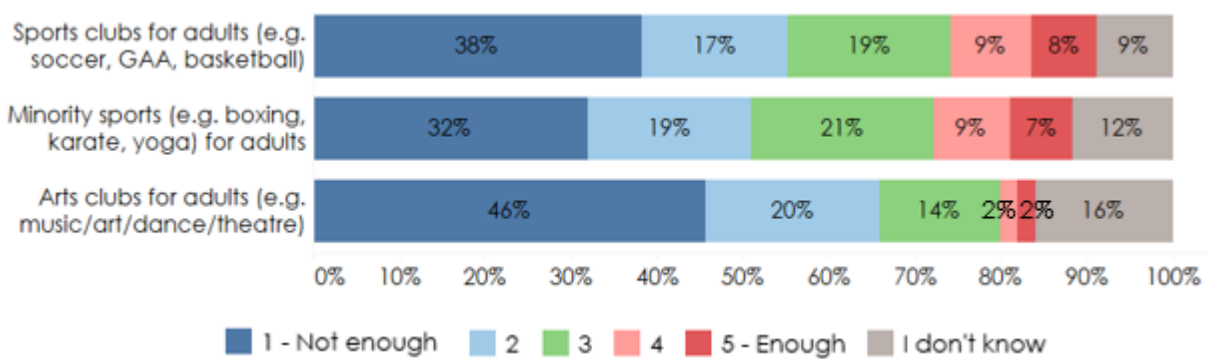
Survey respondents were asked if there were sufficient provision of a number of youth sports/arts facilities in Tyrrelstown. Approximately four in ten respondents reported that there were not enough sports clubs (e.g. soccer, GAA, basketball) (38%, n=134) and playgrounds (40%, n=144) for young people in the area compared to approximately a third of respondents that reported there were enough. More than half of respondents reported that there were not enough arts clubs (58%, n=207) and youth clubs/groups (56%, n=196) in the area. While marginally less than half reported that there were not enough minority sports groups (47%, n=164) for young people in the area.

Figure 38: Sports and Recreational Facilities for Young People



Survey respondents were also asked if there were sufficient provision of sports/arts groups for adults in Tyrrelstown. Approximately half of respondents reported that there were not enough sports clubs (e.g. soccer, GAA, basketball) (55%, n=195) and minority sports clubs (49%, n=180) for adults in the area. Two thirds reported that there were not enough arts clubs (66%, n=233) for adults in the area.

Figure 39: Sports and Recreational Facilities for Adults



When survey respondents were asked to highlight the three greatest challenges facing Tyrrelstown 38 respondents specifically highlighted the lack of youth facilities in the area. Six of these referred to a lack of sports/youth clubs and four referred to a lack of playgrounds in the area.

When asked what change they would make to Tyrrelstown, 18 respondents referred to the need for more facilities for young people. Three respondents specifically highlighted the need for more sports clubs and areas for clubs to play and four referred to the provision of playground and the upgrading of current playgrounds in Tyrrelstown.

Participants in two of the four focus groups stated a lack sports and recreational facilities in the area is an issue for adults and young people in Tyrrelstown. It was noted that while Foróige provides a good service for young people, the service needs to be expanded to five nights a week, that the cost of using some clubs is a barrier for some families and that a youth café would be a welcomed addition in the area. Members of the youth focus group also

noted that sports clubs do good work in uniting the community both across cultures and intergenerationally and assist in the lessening of anti-social behaviour.

*Sports clubs are really good for rallying the community together, there is a problem though that there is no soccer club in Tyrrelstown so we have to travel outside the area to play for a club, so we need new spaces for pitches. If there are more facilities that young people can use then we won't be hanging around the streets and that will help to take adults fear of teenagers away. It brings adults and youth to a middle ground so that adults are no longer hostile to us. (Young person's focus group)*

Three of the eight key interviewees stated that there is a need for improving sports and recreation services in Tyrrelstown, particularly in relation to young people. Participants noted the lack of a soccer club and pitches in Tyrrelstown as well as the costs that it takes to run a sports club, both costs to the organisation and costs to the young people coming to use their service as being a barrier to young people attending sporting organisations.

*The biggest problem is it that sports are pay to play. It would be great to be able to say let them play, but we cannot subsidise everyone. Fees this year will be 33k and biggest cost is renting out the hall. It is insanity that we have childhood obesity rates skyrocketing and that need to get kids off their PC/mobile devices, if you can afford to pay for it grand but if you cannot there is a problem. This is less of a problem for the bigger sports but the more niche sports; we struggle to keep going due to lack of funding. (Interviewee one)*

**Summary:** While it was acknowledged that sports and recreation activities are a good way of integrating the community for both adults and young people, the costs of availing of these services in Tyrrelstown is a significant issue for families. Many activities in the area are 'pay to play' and the cost prices families out of the market, especially if there are a number of children in the family.

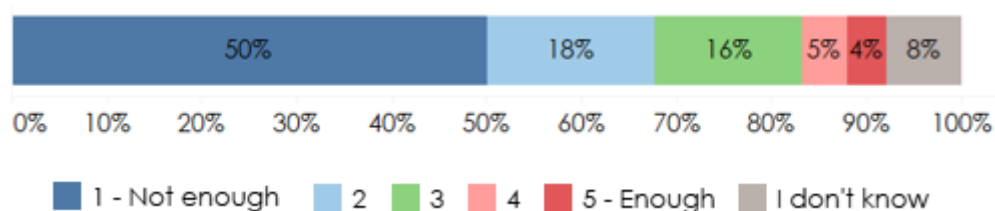
### Local Government and Maintenance

**Key finding:** Participants reported that they do not have enough opportunities to speak to their local political representatives and that generally there is a perceived lack of engagement from Fingal County Council with the community in Tyrrelstown.

Tyrrelstown is located in the Dail constituency of Dublin West and has four TD's representing the area. At a local level, Tyrrelstown is located in the Blanchardstown-Mulhuddart ward and has five County Councillors representing the area. The local authority servicing the Tyrrelstown area is Fingal County Council however, some of the estates and public areas are not yet taken in-charge by the Council and there are management companies in place to look after the maintenance of the area.

Survey respondents were asked if they had enough opportunities to speak to TD's or Cllr's that represent Tyrrelstown. Marginally more than two thirds of respondents (68%, n=239) reported that there are not enough opportunities to speak to their representatives compared to one in ten (9%, n=31) that reported there is enough.

Figure 40: Opportunity to Speak to TD's or Cllr's Representing Tyrrelstown



When survey respondents were asked to highlight the three greatest challenges facing Tyrrelstown seven respondents specifically highlighted issues with Fingal County Council and 30 respondents highlighted the maintenance of the area as an issue. Respondents stated that maintenance coordination between Fingal County Council and Management Companies of public infrastructure and housing is poor and leaves the area looking run down, as management companies do not deliver services to some areas.

When asked what one change they would make to Tyrrelstown, 14 respondents referred to the need for better maintenance of housing and communal spaces in the town. Eight respondents suggested that management companies should be removed and the area should be taken in-charge by Fingal County Council.

Similarly, participants in two of the four focus group stated that there seems to be a lack of interest on the part of Fingal County Council and political representatives in Tyrrelstown. Participants also noted that some private landlords do not maintain their properties in an appropriate manner, leading to the area looking dishevelled, as described by the following focus group participant:

*As there is a high volume of renters in the area, often landlords let the area fall into disrepair, the lack of paint on some dwellings leave the area looking dishevelled making it not a feel-good place to live. (Family support focus group)*

Two of the eight interviewees agreed that general maintenance of facilities, parks and infrastructure should be taken in-charge by Fingal County Council and run for the benefit of all residents.

*Facilities that are built (i.e. the astro pitch) in the area should be taken in charge by the likes of the council and open for residents to use. (Interviewee five)*

**Summary:** Residents stated that due to the area not being taken in charge by Fingal County Council, maintenance of the estates is often not up to standard and this results in the Tyrrelstown looking rundown. Some residents highlighted the issue that they may not have sufficient access to political representative to highlight their concerns with the Council.

### Residents Associations and Signposting

**Key finding:** Residents associations work with large parts of the community and already engage in signposting activities related to events in their own areas. This bottom up approach is good at informing the community about what is going on in their locality as well as encouraging local integration.

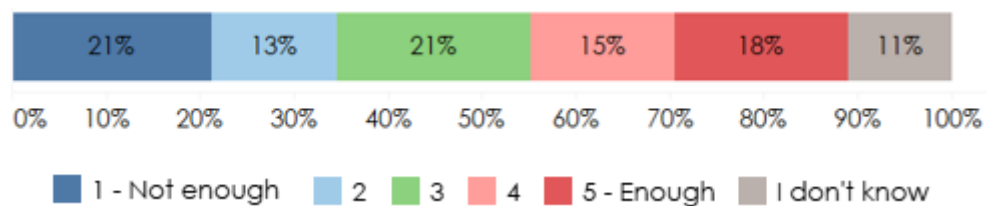
The ability of residents associations to signpost local residents into services or to notify residents of events taking place in the area, was a strength that cut across the four thematic



areas. However, more than one in five participants responded that they did not know if certain services were available in the area for seven<sup>22</sup> different services across three of the four themes (education, employment and building a better community). Local media such as newspapers and community websites were considered a key source of information, that can be used to signpost/update members of the community on what is going on in their area.

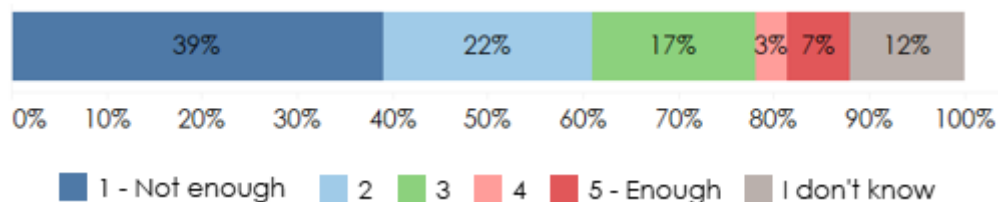
Survey respondents were asked if there were enough residents associations in Tyrrelstown. A third of respondents (34%, n=122) reported that there are not enough residents associations in the area compared to a third (33%, n=119) that reported there is enough.

Figure 41: Residents Associations in Tyrrelstown



Survey respondents were asked if there were enough local newspapers/websites in Tyrrelstown. Marginally more than six in ten respondents (61%, n=214) reported that there are not enough local newspapers/websites in the area compared to one in ten (10%, n=35) that reported there is enough.

Figure 42: Local Newspapers/Websites



Similarly, participants in two of the four focus group stated that residents associations in the area do a lot of work in helping the community to integrate, running events and with trying to improve the area. Participants in one of the groups suggested that residents associations are well positioned to inform the community of events that are taking place in Tyrrelstown, while the residents association focus group suggested that the use of a local newsletter or website could also be used as a community notice board. The following quotes best demonstrate this point:

*Residents associations could promote activities, to appeal to the entire community. (Family support focus group)*

*The town would benefit from a local newsletter or a local website to disseminate information regarding what is going on or is available in Tyrrelstown (see Rush Needs You), to act like a community notice board. (Residents Association focus group)*

<sup>22</sup> Basic English classes, pre-school places, alternative education options for early school leavers, supports for local businesses, employment supports, community Crèche places and parenting courses and supports



**Summary:** Residents associations are a strong force in the community in Tyrrelstown and have access to a large number of residents through their membership and social media. They already disseminate information to the residents in their estates. Signposting of services in the area was highlighted across the study's themes as being an issue for residents and it was suggested that the town would benefit from a local paper or website that could act as a community notice board.

## Infrastructure

### Overview

There were a number of issues related to infrastructure that were noted in the research. These issues related to public transport, parking spaces, public park facilities, recycling facilities, housing, the community centre, shopping/retail outlets and library services.

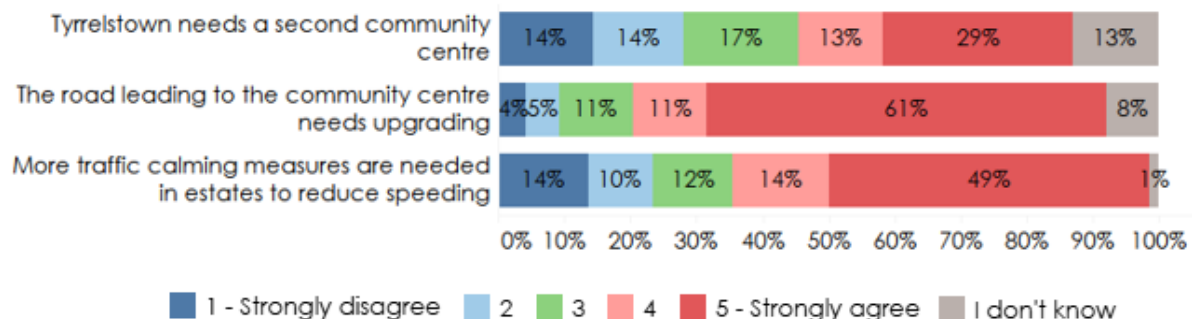
Survey respondents were presented with a number of statements regarding infrastructure in Tyrrelstown. They were asked to rate on a scale from one to five (1 – Not enough, 5 – Enough) as to whether there was enough provision of these services to meet the demand in Tyrrelstown.

### General Perspectives on Tyrrelstown Infrastructure

Survey respondents were invited to comment on their general satisfaction with the infrastructure in Tyrrelstown, rating their agreement with three key statements. Survey findings showed that:

- Marginally more than seven in ten survey respondents agreed that the road leading up to the community centre needs to be upgraded (72%, n=255)
- More than six in ten agreed that there needs to be more traffic calming measures needed in estates to reduce speeding (63%, n=222)
- Respondents were split equally regarding whether Tyrrelstown needs a second community centre with marginally more than four in ten respondents reporting that they agreed (42%, n=147) and marginally less than three in ten reporting that they disagreed (28%, n=99)

Figure 43: Statements Regarding Infrastructure in Tyrrelstown



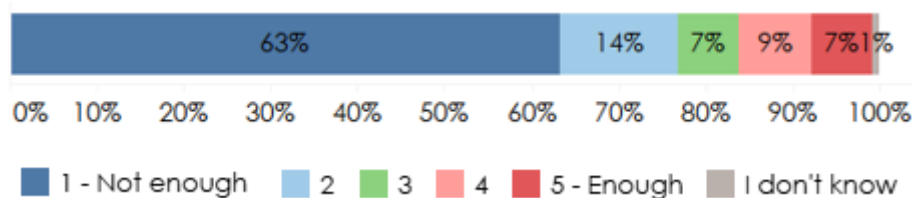
### Public Transport

**Key finding:** Current bus services in Tyrrelstown are perceived to be insufficient for the community. There is a need for increasing bus services in the area and expanding services beyond linking up with the Luas, Blanchardstown and the City Centre. The lack of transport links in the area impacts negatively for commuters and for young people getting to schools and colleges.

Dublin Bus provides the 40D bus route from Tyrrelstown to Dublin City Centre. The 40D runs on average every 10 to 15 minutes at peak times and every 30 minutes outside of peak times. The 40E bus route also runs between Tyrrelstown and Broombridge Luas Station on average every half an hour. Go Ahead route 238 services Tyrrelstown to Ladyswell Road on average once an hour. As Tyrrelstown and its hinterland is expanding rapidly, there is a need for extra services both to the city centre and to other areas of the city for commuters and families.

Survey respondents were asked if there were enough public transport (bus services) servicing Tyrrelstown. Marginally over three quarters of respondents (77%, n=270) reported that there are not enough bus services to meet the need of the community in Tyrrelstown compared to 16% (n=54) that reported there was enough.

Figure 44: Public Transport in Tyrrelstown



When survey respondents were asked to highlight the three greatest challenges facing Tyrrelstown 76 respondents specifically highlighted poor public transport in the area. Public transport was the theme that the largest number of respondents noted as being a challenge for Tyrrelstown in the Infrastructure section. Respondents noted that there was need for a greater frequency of bus services particularly going to the Dublin City Centre.

When asked what one change they would make to Tyrrelstown, 44 respondents referred to the need for better public transport facilities to service Tyrrelstown, which were also suggested in all four focus groups. These suggestions included:

- proposals that the 40D should be run more frequently
- the 40E should sync better with times that the LUAS leaves from Broomsbridge
- the 238 needs to be more reliable and there should be less stops by bus going through already well serviced areas to speed up commute time from Tyrrelstown to the city centre
- It was noted that there are no direct buses between Tyrrelstown and employment centres outside of Blanchardstown and Dublin City Centre, that the 40D bus route is very long
- That there needs to be a greater frequency of current bus services and that Tyrrelstown to the city centre in particular needs to be better servicing
- The young person's focus group highlighted the difficulty young people in the area have accessing third level education using the current bus system

*It is difficult for young people to get to colleges that are not either in Blanchardstown or near where the bus drops you off in Dublin City Centre, it is even hard to get to Maynooth, we need better transport links/shuttle buses to be better able to access colleges from Tyrrelstown. Transport ultimately won't decide where I go to college but it will influence it. (Young person's focus group)*

**Summary:** Participants report that the current bus service in Tyrrelstown, underserves the residents. Areas outside of Tyrrelstown that are accessible directly are few outside of the city centre and the volume of stops on some routes means that commute times are long for both residents accessing employment and for young people accessing third level education.

### Parking Spaces

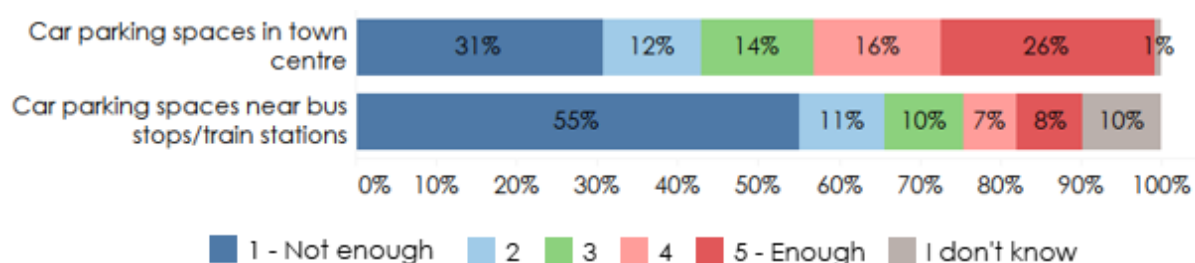
**Key finding:** Participants highlighted issues with a lack of car parking spaces in Tyrrelstown which causes residents to mount the footpath or park on-street in estates. Areas of particular

concern for participants included the road from the community centre/school to the town centre particularly on the school runs and the lack of car parking facilities in the public park.

Car parking infrastructure is an important part of the development of any area, with residents in many houses owning more than one car, the issue impacts on the whole community. This pertains to town centres, sporting facilities, around schools for traffic management, public park facilities and active open space zones.

Survey respondents were asked if there were enough car parking spaces in the town centre and near bus stops/train stations (park and ride facilities) in Tyrrelstown. Marginally more than four in ten respondents (43%, n=151) reported that there are not enough car parking spaces in the town centre compared to 42% (n=149) that reported there is enough. Two thirds of respondents reported that there are not enough car parking spaces near bus stops/train stations (66%, n=230).

Figure 45: Car Parking Spaces in Tyrrelstown



When survey respondents were asked to highlight the three greatest challenges facing Tyrrelstown 23 respondents specifically highlighted poor car parking infrastructure in the area. Respondents noted there are issues with parking on footpaths and double yellow lines in the area, with non-disabled drivers using disabled parking spots and parking on the road between the town centre and the community centre/school.

When asked what one change they would make to Tyrrelstown, 11 respondents and three of the four focus groups highlighted a need for better parking facilities within Tyrrelstown. Respondents noted that parking on the footpaths impedes emergency service vehicles, buggies and people in wheelchairs, that a traffic management plan is needed for around the secondary school and that more enforcement of traffic laws would help alleviate the situation.

*We need to identify who is responsible for the road toward the school/community centre. I have seen parents come to blows over parking on the road. The road should be continued down and around the school so that there is a one-way traffic flow that eases passage for everyone.  
(Residents Association focus group)*

Participants noted that there is a particular problem in high-density estates where more than one family may be renting a house, yet there is only space for two cars to park.

*Estate layout is very poor, it seems like the developers who built the estates tried to put in as many houses as possible, as a consequence there is a lack of car parking spaces. (Interviewee three)*

**Summary:** A lack of car parking spaces in a number of areas of Tyrrelstown adds to traffic congestion and is seen as a nuisance by study participants. Cars mount the kerb and

impede other vehicles and pedestrians particularly at peak times. The road to the community centre from the town is an area of particular concern. The ownership of the road also needs to be verified and have works carried out on.

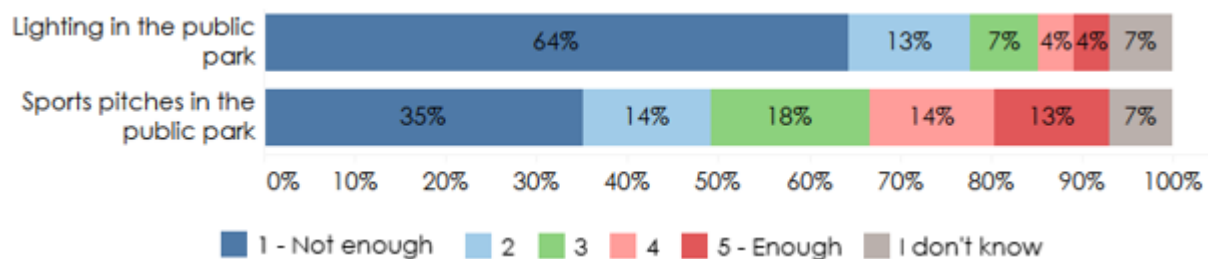
### Public Park Facilities

**Key finding:** *There are concerns in the community regarding the use of the public park after hours, as there is no lighting in the park. Residents are concerned for their safety going to the park in the dark and consequently it is not used to its full potential.*

There is currently no lighting in the public park, this is of particular concern to residents in winter months when the evenings become dark as there are safety concerns and consequently residents do not use the park. This puts more pressure on indoor facilities such as the community centre to accommodate clubs that could otherwise be using the park.

Survey respondents were asked if there were enough lighting and sports pitches in the public park in Tyrrelstown. More than three quarters of respondents (77%, n=272) reported that there is no lighting in the public park. Half of all respondents reported that there are not enough sports pitches in the public park to meet the demand in the community (49%, n=171).

Figure 46: Facilities in the Public Park



When survey respondents were asked to highlight the three greatest challenges facing Tyrrelstown 12 respondents specifically referenced lighting in public areas including lighting in the public park, public playgrounds and the town centre which have an impact on residents feeling safe when it gets dark. Two respondents specifically referenced the lack of pitches in the park, including pitches for the GAA club and the need for a soccer pitch.

When asked what one change they would make to Tyrrelstown, five respondents referred to the need for better public lighting in the public park in Tyrrelstown. Two respondents specifically referenced the need for playing pitches in the park to cater for GAA, soccer, handball, rugby and hockey.

Participants in two of the four focus groups stated that a lack of facilities (lighting, pitches) is an issue of concern in Tyrrelstown. Participants noted that there is a need to find space for GAA pitches as the current pitches are in NAMA and that a lack of lighting in the park means that residents are less likely to use the park, especially in winter due to concerns regarding safety.

*There is no lighting in the park, this stops people using the park particularly in winter. People run in the park at night but no one goes into it as they are afraid that they will get mugged, there is also no lighting in the basketball courts in the park. (Young person's focus group)*

One of the eight interviewees stated that there is no lighting in the public park and that this means residents have concerns in using the park once it gets dark.

*There are no lights in the public park, no on street lighting so when its dark it is pitch dark in the park, it will take something bad to happen before anything is done about it. (Interviewee three)*

**Summary:** No lighting in the public park impedes the use of the facility, particularly in dark, winter months by the community. Community concerns regarding public safety in the park means that a facility that could be used by residents is empty in the evenings in winter. This puts more pressure on indoor facilities such as the community centre to accommodate clubs that could otherwise be using the park.

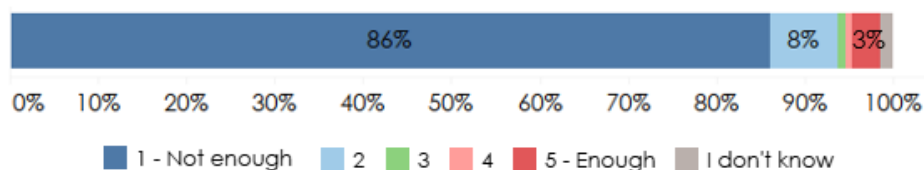
### Recycling Facilities

**Key finding:** Participants noted that there are no recycling facilities in Tyrrelstown and would like to see them introduced to cover the likes of glass and clothing. The nearest recycling centre is only accessible by car and this impacts negatively on the community as in the absence of recycling facilities, recyclable materials are often dumped illegally in the area.

Recycling infrastructure is an important part of the development of any area, with targets for the recycling of plastic waste being set by the EU. Tyrrelstown currently has no recycling facilities and there are major issues with illegal dumping that takes place in the area including on the waste ground near the town centre.

Survey respondents were asked if there were enough recycling facilities in Tyrrelstown. More than nine in ten respondents (94%, n=329) reported that there are not enough recycling facilities in Tyrrelstown, the largest survey response under the theme of 'infrastructure'.

Figure 47: Recycling Facilities in Tyrrelstown<sup>23</sup>



When survey respondents were asked to highlight the three greatest challenges facing Tyrrelstown 47 respondents highlighted that illegal dumping of waste, in particular household waste around Tyrrelstown was an issue of major concern, the fifth highest issue of concern reported by survey respondents. Also, 13 respondents specifically highlighted the lack of recycling facilities in the area. Respondents noted that the nearest recycling facility is seven kilometres away and that often recyclable materials are dumped illegally as a consequence.

When asked what one change they would make to Tyrrelstown, 12 respondents referred to the need for recycling facilities to service Tyrrelstown. Respondents suggested that a pop-up recycling centre could be an option if there was no money in the budget for a permanent centre in the area around LIDL. 23 respondents referred to the need to put an end to illegal dumping and suggested that more bins should be installed in the town, that CCTV could be installed in areas where fly-tipping occurs, fines need to be given out to people dumping illegally as well as the introduction of a recycling centre to lessen the volume of dumping.

Participants in three of the four focus groups stated that there are no recycling facilities in Tyrrelstown. It was noted that the closest facilities were a 20-minute drive away in Coolmine

<sup>23</sup>

and that a central location is necessary to aid the community in disposing of recyclable waste.

*There are no recycling facilities in Tyrrelstown, Coolmine is the closest, and it is a 20-minute drive, we need even bottle banks and clothing banks in a central location, the car park in Lidl would be a good location for such facilities. (Migrant focus group)*

One of the eight interviewees stated that there are no recycling facilities in Tyrrelstown and that the installation of recycling facilities would benefit the community.

**Summary:** There are currently no recycling facilities in Tyrrelstown and the closest centre is located a 20-minute drive away. Residents would like to see the introduction of recycle bins and suggested in the area near the LIDL in the town centre as an accessible location. The lack of these facilities adds to the issue with illegal dumping in the area, with fly-tipping in a number of areas in the town being of concern to residents.

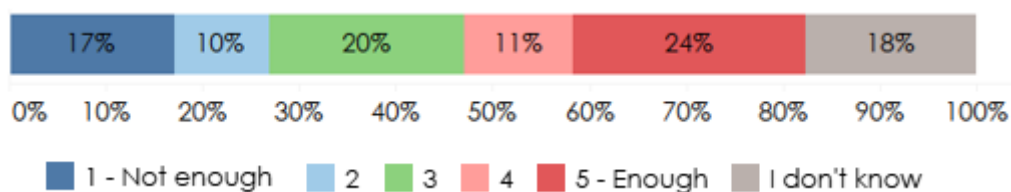
### Community Centre

**Key finding:** Participants agreed that the current community centre is running at capacity, in a location outside of the town centre and that the road to the community centre is in need of upgrading. Housing developments in the area will continue to put pressure on community centre resources with the population increasing and there being only a finite number of hours available to the community that they have to use the centres facilities.

One of the positive outcomes from the previous needs analysis in 2007 was the construction of a community centre for Tyrrelstown. As Tyrrelstown has grown since the previous report the capacity of the community centre to facilitate community events/clubs etc has decreased with ever increasing community usage of the centre. 42% agreed that Tyrrelstown needs a second community centre and 72% agreed that the road to access the community centre needs to be upgraded.

Survey respondents were asked if the community centre in Tyrrelstown is open for enough hours; more than a quarter (27%, n=94) reported that the centre was not open enough.

Figure 48: Community Centre Opening Hours



When survey respondents were asked to highlight the three greatest challenges facing Tyrrelstown five respondents specifically highlighted the capacity in the community centre and four highlighted the condition of the road from the town centre to the community centre.

When asked what one change they would make to Tyrrelstown, four respondents highlighted the need for a second community centre and three referred to the need for completion of the road from the town centre to the community centre and for it to be brought up to standard.

Likewise, participants in two of the four focus groups noted that the current facilities in the community centre is stretched to capacity, that the road to the community centre needs to be upgraded and that a second community centre, in the town centre would be of benefit to the community.

*The community centre is isolated and needs to be more accessible, in the actual village. The condition of the road out to the community centre is an issue particularly in winter. Tyrrelstown needs a second community centre in the centre of the town as the Boulevard is pretty desolate. (Family support focus group)*

Five interviewees also noted that there are problems with capacity in the current community centre or that the road to the community centre needs to be upgraded. Two interviewees stated that the road to the community centre is in a state of disrepair and needs upgrading. Three interviewees suggested the need for building a new community centre which was more to provide sports clubs with a base of operations.

*There is going to have to be another community facility built with Hollyrath and Hollystown estates being built. The capacity isn't there within the current community centre. Sports clubs run into problems in that they may want to provide a service to the community but can't start up without a base of operations where they can operate. (interviewee one)*

**Summary:** The road to the community centre is not up to standard for the volume of traffic using it to access the centre and the adjacent schools. The community centre itself is isolated from the town centre and it currently stretched to capacity which is an issue given the volume of house building that is taking place in the area.

### Accommodation in Tyrrelstown

**Key finding:** *There is a perception that the proportion of rental housing in Tyrrelstown is excessive<sup>24</sup>. There is also a perception among some respondents that these tenancies, being of a transient nature make it more difficult to improve social cohesion, community spirit and participation in the community.*

The makeup of housing supply in Tyrrelstown differs from Ireland in that there are significantly more renters in the area than in the country at large. One in three dwellings are rented in Tyrrelstown compared to approximately one in five in Ireland. This scenario brings with it challenges in Tyrrelstown that may not be evident in much of the rest of the country.

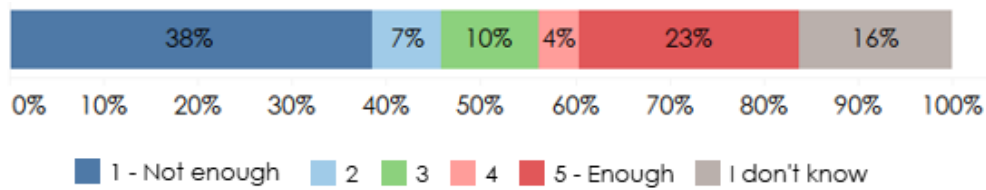
Survey respondents were asked if there were affordable housing in Tyrrelstown. More than four in ten respondents (45%, n=161) reported that there was not enough affordable housing in Tyrrelstown. This compared to marginally more than a quarter who reported that there is enough affordable housing (27%, n=97).

---

<sup>24</sup> see Figure 9



Figure 49: Affordable Housing in Tyrrelstown



When survey respondents were asked to highlight the three greatest challenges facing Tyrrelstown 20 respondents specifically highlighted issues with housing in the area. When asked what one change they would make to Tyrrelstown, seven respondents highlighted the need for a different approach to housing in the area including: better layout of estates with lower housing densities, more affordable housing, to prioritise house ownership over renting and to not increase the volume of social housing in the area.

Some of these issues were reiterated by participants in three of the four focus groups. Participants noted that the manner in which estates are laid out contributes to traffic congestion in the area and as there is a high level of house renting in the area, the community does not get a chance to settle and to build a community spirit.

*A lot of people move around in Tyrrelstown or are renting so the community does not get a chance to settle, residents who are renting have potentially less interest in the community building. (Family support focus group)*

**Summary:** There was a perception among participants that there was an excessive proportion of private rental housing and social housing in Tyrrelstown compared to other similar towns. Participants worried that the transient nature of tenancies makes it difficult to improve social cohesion as residents who are renting may be less likely to put down roots and buy-in fully to the community in Tyrrelstown if they expect to be moving in the short to medium term.

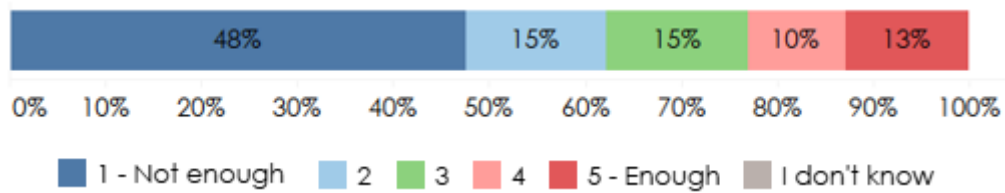
### Shopping/Retail Outlets

**Key finding:** *There are retail outlets available in Tyrrelstown however, it was noted that many of them are currently empty. This forces residents to travel outside of the locality to do their shopping, taking money out of the local economy and making it more difficult to build a sense of community.*

Small local businesses operating in an area contributes to the vitality and social cohesion of a town. Tyrrelstown currently has a number of empty retail units in the town centre that contribute to the area looking run down and forces people to travel to neighbouring town in order to shop for items that other towns in Ireland take for granted.

Survey respondents were asked if there were enough shopping/retail outlets in Tyrrelstown. Marginally less than two thirds of respondents (63%, n=227) reported that there were not enough shopping/retail outlets in the area. This compared to marginally more than a quarter that reported that there is enough (23%, n=80).

Figure 50: Shopping/Retail Outlets



When survey respondents were asked to highlight the three greatest challenges facing Tyrrelstown 27 respondents specifically highlighted issues relating to a lack of retail/shopping options in the area. Respondents noted that while there are retail units available in the town centre, many of them are empty which gives the impression of a community that is not thriving.

When asked what one change they would make to Tyrrelstown, 22 respondents referred to the need for increase retail activity in the town. Participants specifically noted the need for small businesses to open, such as pubs/cafes, a post office, clothes and charity shops.

Similar concerns were raised by participants in two of the four focus groups. Participants noted that high rents in the town centre was a barrier to retail outlets opening up and that Tyrrelstown is missing out the types of retail outlets that other similar towns in Ireland take for granted.

*Tyrrelstown is missing out on retail outlets such as coffee shops or pubs that would help the community to mix, like any other town in the country.  
(Residents association focus group)*

**Summary:** There are retail outlets in Tyrrelstown however, many of them are empty. Residents are required to travel outside of the area to do much of their shopping and socialising. It was noted that Tyrrelstown suffers from a lack of small businesses that can be found in other similar sized towns such as pubs, cafés and post offices. This contributes to a feeling that the town is not thriving.

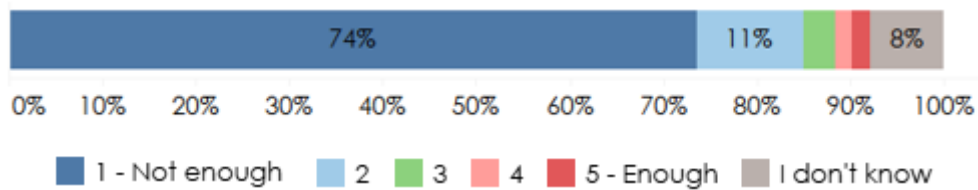
### Library Services

**Key finding:** *There are limited library facilities available to the community in Tyrrelstown. It was noted that library's act as not just centres of education for young people and adults but as community hubs that can encourage integration and act as areas for socialising for young people.*

Libraries offer free education resources, play an important role in English language learning which is an issue in Tyrrelstown and also help to connect communities through the pooling of resources – i.e. education offerings, job training etc and put them under one roof. Although Tyrrelstown is serviced by Fingal County Council's mobile library service, there is no permanent library facility in the area, the closest is Blanchardstown Library which is a 15-minute drive or one-hour walk from Tyrrelstown.

Survey respondents were asked if there were enough library services available to the community in Tyrrelstown. More than eight in ten respondents (85%, n=296) reported that there were not enough shopping/retail outlets in the area. This compared to 4% (n=13) that reported that there is enough.

Figure 51: Library Services



When survey respondents were asked to highlight the three greatest challenges facing Tyrrelstown six respondents specifically highlighted that there is no library in Tyrrelstown. When asked what one change they would make to Tyrrelstown, four respondents referred to the need for a public library to be built to service the community.

Participants in the young person's focus group agreed that there are few library services in Tyrrelstown and a need for a permanent library facility. It was stated that a library could be used not only as an area of study for students but as a place to socialise.

*I would like to see a library be installed in Tyrrelstown as well as being a place to study it can be used as a place for young people to meet.  
(Young person's focus group)*

**Summary:** There is a lack of library facilities available to the community in Tyrrelstown, with only the Fingal Mobile Library visiting schools. Libraries provide spaces for education and a community space for socialising, which can aid in the integration of the community.

## Recommendations

Since the advent of Covid-19, the Tyrrelstown Development Group has adjusted and refocused its plans to engage with local government, agencies and service providers. While it may not be able to meet physically, due to the unpredictable nature of Covid-19, TDG will make every effort with meet online and continue to engage virtually with local stakeholders until it is safe for this work to resume in-person.

TDG appreciates the feedback shared by local residents and community groups as well as huge effort made to develop this report. It is important that this work continues and that the recommendations, contained below, are implemented to the furthest extent possible, even if this takes longer to complete.

Presented in the table below are the 17 recommendations identified through the data analysis process, which were developed by the Tyrrelstown Development Group in February 2020 and updated in September 2020 in light of Covid-19 related developments and restrictions that may be in place for the foreseeable future.

Table 2 Recommendations based on Key Findings

No.	Key Finding	Recommendation
<b>Education</b>		
1	<b>Schools in Tyrrelstown:</b> The lack of adequate secondary school provision in Tyrrelstown was a priority issue for participants. The area requires a second secondary school to service both the current and future intake of pupils in Tyrrelstown. The shortage of secondary schools compounds the social isolation that service providers feel affects the area.	TDG to engage with local political representatives, Fingal County Council and the Department of Education to make a case for the prioritization of a secondary school in the Tyrrelstown area. Land is zoned for Community Infrastructure on the site north of Damastown Avenue.
2	<b>After School Activities for Children and Young People:</b> The lack of after-school activity provision in Tyrrelstown was highlighted as an issue for participants in the study. The area requires dedicated after-school provision service models and an expansion of the current services/funding given to organisations such as Foróige	TDG to engage with Fingal County Childcare Network, Fingal CYPSC and Empower to explore the scope for additional after-school models and provision being introduced, once it is safe for activities for young people and children to resume.
3	<b>Adult Education Courses:</b> The lack of adult education provision in Tyrrelstown was highlighted as an issue for participants in the study. It was noted that where there are courses taking place, often there is no signposting to inform residents that there are education	TDG to liaise with: <ul style="list-style-type: none"> <li>c) DDLETB and Le Chéile Trust regarding the delivery of adult education courses</li> <li>d) Empower and NALA regarding the delivery of conversational</li> </ul>

	options open to them. Adult education course/basic English courses not only allow residents to upskill but aid in the integration of the community.	and beginners' basic English courses  TDG where possible, to work with local training and education services to deliver and promote online adult education courses, until it is safe for in-person training to resume.
4	<b>Alternative Education for Early School Leavers:</b> There are limited alternative services in the Greater Blanchardstown Area for young people who leave school early. There is also no service that can signpost young people and their families into alternative forms of education. The lack of school completion officers and DEIS status for schools in Tyrrelstown was highlighted as an issue of concern for the community.	TDG to engage with Le Chéile Trust and Foróige to explore what supports can be provided to prevent young people leaving school early and keep them in mainstream education.
5  11	<b>Pre-school Places in Tyrrelstown:</b> Tyrrelstown has a large pre-school population (0 – 4 years <sup>25</sup> ) that is serviced by at least four pre-schools in the area. Survey respondents noted that there are not sufficient services in the area to meet demand and that this will become a greater issue as the population grows.  <b>Childcare and Parenting Supports:</b> A lack of affordable childcare and parenting supports has a number of impacts on families in Tyrrelstown including: being a barrier for integration in the community, in particular for women. The cost of childcare currently available in Tyrrelstown negatively affects resident's ability to access employment and education and thus hinders social mobility in the area.	TDG to engage with Fingal County Childcare Network, Fingal CYPSC and Empower to explore the scope for additional pre-school places to be introduced in the area, with a focus on community preschool services. TDG to also engage with Fingal CYPSC and Empower to explore the scope for the creation of a community crèche and other parenting supports in Tyrrelstown.
<b>Employment</b>		
6	<b>Supports for Local Businesses:</b> Study contributors highlighted that while there are retail units available in Tyrrelstown centre many of them are empty. While there are supports available to small businesses in Ireland, knowledge of these	TDG to engage with the Fingal Chamber of Commerce and the Fingal Local Enterprise Office to develop actions to increase engagement with Tyrrelstown businesses and to distribute information

<sup>25</sup> see Figure 5



	the community centre is in need of upgrading. Housing developments in the area will continue to put pressure on community centre resources with the population increasing and there being only a finite number of hours available to the community that they have to use the centres facilities.	
9	<b>Garda Presence:</b> It was noted that An Garda Síochána visibility in Tyrrelstown can vary to a large degree and that while the Gardaí are good at dealing with emergencies, increased community Gardaí presence in the area would have a positive effect on crime and anti-social behaviour in the area.	TDG to continue to engage with the local community forum that meets with Gardaí and to strengthen the links between Tyrrelstown and Safer Blanchardstown. TDG to promote awareness of existing forums and connections between the local Gardaí and the community.
10	<b>Community Integration:</b> Participants reported that there is variability in the number of events run by different residents associations to encourage closer community integration or provide opportunities for people from different cultures to mix. It was noted that residents' associations do good work in hosting community events such as BBQ's and that these events were successful in getting residents from diverse background together in a communal space and encouraging community integration.	TDG to engage with Residents Groups and the Community Department of Fingal County Council to explore funding opportunities (e.g. the Community Integration Fund) to design an annual calendar of events that contribute to community integration.
14	<b>Residents Associations and Signposting:</b> Residents associations have access to large parts of the community and already engage in signposting activities related to events in their own estates. This bottom up approach is good at informing the community as to what is going on in their locality.	Engage with local services and centres to determine what support can be offered to increase awareness of online activities and supports, until community events and gatherings can safely resume in Tyrrelstown.
12	<b>Sports and Recreational Facilities:</b> A lack of affordable sports/recreational activities have a number of impacts on adults and young people in Tyrrelstown. Sport and recreation can act as a galvaniser of community development	TDG to identify two or three priority clubs <sup>26</sup> that do not have sufficient funding and advocate through Fingal County Councils Community Department for investment through the

<sup>26</sup> Clubs most commonly cited in the research: GAA, Cricket, Youth Clubs, Basketball, Karate, Badminton. There is currently no soccer club in Tyrrelstown.

	but many young people in Tyrrelstown are unable to engage with organisations as the majority are 'pay to play'.	<p>Activities Funding Grant and the Youth Sports (Small Grant) Scheme<sup>27</sup>.</p> <p>Apply to the Department of Transport, Tourism and Sport for funding through the Sports Capital Programme to assist in the development or refurbishment of sports facilities and the provision of sports equipment.</p> <p>Engage with the Mulhuddart Tyrrelstown Sports Hub to determine how the facility can be promoted for greater community use, once restrictions are lifted and programmes can safely resume.</p>
13	<b>Local Government and Maintenance:</b> Participants reported that they do not have enough opportunities to speak to their local political representatives and that generally there is a perceived lack of engagement from Fingal County Council with the community in Tyrrelstown.	TDG to engage with local Cllrs or TDs to explore the possibility of setting up additional clinics in the area to ensure residents have access to representation on local issues, including the taking in-charge of the area by Fingal County Council <sup>28</sup> .
<b>Infrastructure</b>		
15	<b>Public Transport:</b> The current bus service in Tyrrelstown is perceived to be under servicing the community. There is a need for increasing service capacity in the area and expanding services beyond linking up with the Luas, Blanchardstown and the City Centre, as currently the underservicing of the area impacts negatively on commutes and young people getting to education facilities.	TDG to monitor the implementation of Bus Connects in Tyrrelstown. The bus connects programme proposes to introduce the B3 and 262 routes to Tyrrelstown. The B3 route will run through the city centre and out to Dun Laoghaire. The 262 will run through Tyrrelstown to Broomsbridge. TDG to encourage community/residents groups to make submissions when transport plans are open to public consultation.
16	<b>Parking Spaces:</b> Participants highlighted issues with a lack of car parking spaces in Tyrrelstown which causes residents to mount the footpath or park on-street in estates. Areas of particular concern for participants included the road from the community centre/school to the town centre particularly on the school runs and	There are issues with parking spaces a) in residential estates, b) localized on the road to the community centre/schools and c) in the public park. TDG to prioritise the change in the link road to resolve parking issues on the road to the community centre/schools. TDG to engage with Fingal County Councils

<sup>27</sup> This scheme is open to Voluntary Sporting Organisations who have registered with Fingal PPN and are working with young people and based in the Fingal administrative area.

<sup>28</sup> Though issues with management companies were highlighted by participants, these issues are not under the purview of Fingal County Council.



	the lack of car parking facilities in the public park.	Operations Department to resolve the lack of parking provision in the vicinity of Tyrrelstown Park.  TDG to engage with local political representatives to scope the feasibility of parking restriction measures, double yellow lines/bollards etc. to be installed to stop drivers mounting the kerb.
17	<b>Public Park Facilities:</b> There are concerns in the community regarding the use of the public park after hours as there is no lighting in the park. Residents are concerned for their safety going to the park in the dark and consequently it is not used to its full potential.	TDG to engage with local Cllrs to advocate on the towns behalf to have lighting installed in the park through the Operations Area meeting or through the Capital Spend. TDG to seek strategically placed lighting at entrances to the park, between Belgree Gate and the Community Centre and around the entrance to all-weather pitch at Le Chéile Secondary School..
18	<b>Recycling Facilities:</b> Participants noted that there are no recycling facilities in Tyrrelstown and would like to see them introduced to cover the likes of glass and clothing. The nearest recycling centre is only accessible by car and this impacts negatively on the community and the environment as in the absence of recycling facilities, recyclable materials are often dumped illegally in the area.	TDG to engage periodically with local property owners to see if facilities can be brought online (i.e. glass banks). Local Cllrs to advocate having a Recycling Bring Centre located in the area (i.e. the area around the LIDL).
20	<b>Accommodation in Tyrrelstown:</b> There is a perception that the proportion of rental housing in Tyrrelstown is excessive <sup>29</sup> . There is also a perception among some respondents that these tenancies, being of a transient nature make it more difficult to improve social cohesion, community spirit and participation in the community.	No recommendation could be produced that would successfully engage with this national issue.
22	<b>Library Services:</b> The limited library facilities available to the community in Tyrrelstown. It was noted that library's act as not just centres of education for young people and adults but also as community hubs that can encourage integration	TDG to engage with Fingal County Council's Library Services and speak with local representatives about expanding library services in Tyrrelstown, including promoting its digital library and extending the availability of Fingal's

<sup>29</sup> see Figure 9

	and act as areas for young people to socialise.	Mobile Library, once it is safe for this service to resume operation.
--	---	---

# Appendix – Tyrrelstown Community Survey

## Section 1 of 5: Introduction Questions

Please rate how much you agree with the following statements, leave it blank if you don't know.

No.	Statement	1 – Strongly disagree	2	3	4	5 – Strongly agree	Don't know/ Not stated
1	Tyrrelstown is a pleasant place to live						
2	I feel safe in Tyrrelstown						
3	I intend to continue living in Tyrrelstown						
4	I would like to get involved in more community activities in Tyrrelstown						
5	There is a strong sense of community in Tyrrelstown						
6	Tyrrelstown needs a second community centre						
7	The road leading to the community centre needs upgrading						
8	More traffic calming measures are needed in estates to reduce speeding						
9	I know how to find out about services (e.g. health and welfare) if I need them						
10	There are good relations between teenagers and adults in Tyrrelstown						
11	There are good relations between people from different cultures in Tyrrelstown						
12	If I want to I can influence decisions that affect Tyrrelstown						
13	We need a dedicated primary health care centre in Tyrrelstown						

## Section 2 of 5: EDUCATION AND EMPLOYMENT

Please rate whether there are enough of the following education and employment services in Tyrrelstown, leave it blank if you don't know.

No.	Statement	1 – Not enough	2	3	4	5 – Enough	Don't know/ Not stated
1	Pre-school places for children						
2	Primary schools						
3	Secondary schools						
4	After school activities for young people						
5	Alternative education options for young people who have left school early (e.g. Youthreach, FETAC courses level 5/6)						
6	Adult education courses (e.g. computer classes, Parenting skills, We Can Quit Smoking, Healthy Food Made Easy)						
7	Basic English classes (e.g. ESOL & Failte Isteach)						
8	Supports for sole traders & local businesses (e.g. Back to Work Enterprise Allowance Scheme, enterprise workshops, advice from mentors)						
9	Retail units for new businesses – incubator hubs to rent						
10	Employment supports & government sponsored schemes (e.g. jobs club, CV & career advice, Community Employment/ Tus)						
11	Local employment opportunities						

### Section 3 of 5: BUILDING A STRONGER COMMUNITY

Please rate whether there are enough of the following community services in Tyrrelstown, leave it blank if you don't know.

No.	Statement	1 – Not enough	2	3	4	5 – Enough	Don't know/ Not stated
1	Places for people to meet to eat and drink (e.g. pubs/cafes/restaurants)						
2	Events to encourage closer community integration						
3	Opportunities to speak to Tyrrelstown TD's and Councillors						
4	Opportunities for members of the community to get together socially						
5	Opportunities for people from different cultures to come together						
6	Community Gardaí presence						
7	Playgrounds						
8	Sports clubs for adults (e.g. soccer, GAA, basketball)						
9	Sports clubs for young people (e.g. soccer, GAA, basketball)						
10	Minority sports (e.g. boxing, karate, yoga) for adults						
11	Minority sports (e.g. boxing, karate, yoga) for young people						
12	Arts clubs for adults (e.g. music/art/dance/theatre)						
13	Arts clubs for young people (e.g. music/art/dance/theatre)						
14	Youth clubs/groups						
15	Residents associations						
16	Community crèche places						
17	Parenting courses and supports						

18	Local newspapers/websites						
----	---------------------------	--	--	--	--	--	--

**Section 4 of 5: SPACES AND PLACES**

Please rate whether there are enough of the following spaces and places in Tyrrelstown, leave it blank if you don't know.

No.	Statement	1 – Not enough	2	3	4	5 – Enough	Don't know/ Not stated
1	Public transport (bus services)						
2	Car parking spaces in town centre						
3	Car parking spaces near bus stops/train stations						
4	Affordable housing						
5	Community centre opening hours						
6	Shopping/retail outlets						
7	Recycling facilities						
8	Lighting in the public park						
9	Sports pitches in the public park						
10	Mental health services						
11	Library services						

Please enter what you think are the three biggest challenges facing residents in Tyrrelstown?

1.
2.
3.

|

If you could change something about Tyrrelstown what would it be? – (turn page over for more space)

--

**Section 5 of 5: BASELINE QUESTIONS**

If you do not wish to answer any of these questions please pass and move onto the next question:

No.	Gender	Male	Female
23	What is your gender		

No.	Age	Age Bracket	Tick one
	How old are you:	Under 18	
24		18 – 24 years	
		25 – 34 years	
		35 – 44 years	
		45 – 54 years	
		55 – 64 years	
		65+ years	

No.	Ethnicity	(Tick one)
25	<b>What is your ethnicity:</b>	
	White Irish	
	White Irish Traveller	
	Any other white background	
	Black or Black Irish	
	Asian or Asian Irish	
	Other inc. mixed race	
	If you chose 'Other', please specify below:	

No	Children	Yes	No
26	Do you have children?		
	If yes', are you a lone parent?		

No.	Accommodation	(Tick one)
27	<b>My accommodation is:</b>	
	Owned with a mortgage or loan	
	Owned outright	
	Rented from private landlord	

	Rented from Local Authority	
	Rented from voluntary/co-operative housing body	
	Occupied free of rent	
	Other	

---

Age Dependency: ratios are used to give a useful indication of the age structure of a population with young (0-14) and old (65+) shown as a percentage of the population of working age (15-64). The report, *Census Summary Results - Part 1*, described how the total national dependency ratio increased from 49.3 % in 2011 to 52.7% in 2016, a rise of 3.4 percentage points. In Fingal by contrast, only 33.7 of the overall population are age dependent.