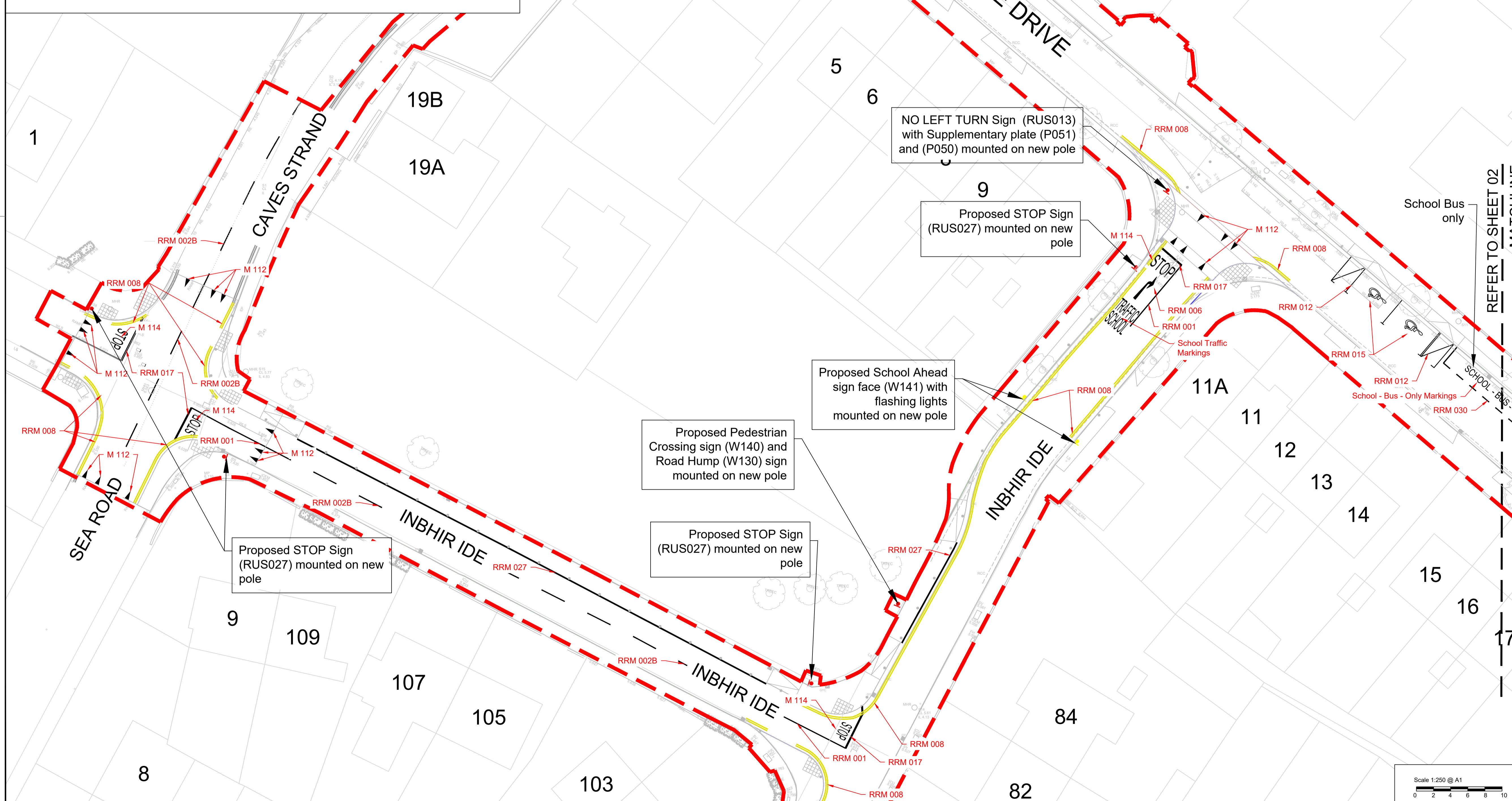


SCHEDULE OF TRAFFIC SIGNS  
FOR DETAILS OF HEIGHTS, POLES AND FOUNDATIONS  
SEE APPENDIX 12/1 OF THE SPECIFICATION

**LEGEND:**

- AREA PROVIDED BY THE EMPLOYER
- PROPOSED ROAD MARKINGS
- PROPOSED BELISHA BEACON
- Supplementary plate - Exceptions (P 050)
- REFER TO STANDARD DETAILS FOR SCHOOL AHEAD SIGN DETAILS

- Notes:
- This drawing should be read in conjunction with all other drawings and relevant specifications.
  - Contractor to inform Employer's Representative of any discrepancies prior to commencement of the Works.
  - Contractor to confirm the presence / location of all existing services.
  - Contractor to install traffic signs and road markings in accordance with TII CC-SPW-01200 and the Traffic Signs Manual.
  - A minimum lateral clearance of 0.45m is to be provided between the outside edge of sign faces/bollards and the roadside face of the kerb.
  - All traffic signs that are mounted on single posts are to have anti-rotation devices.
  - Retention sockets are to be installed for all traffic signs. Foundations for retention sockets are to be designed by the Contractor in accordance with the manufacturer's requirements.
  - Final position of all traffic signs to be confirmed with the Employer's Representative.
  - Drawings based on topographical survey undertaken by RDA Surveys on 7th December 2022



REFER TO SHEET 02  
MATCHLINE

© Ordnance Survey Ireland. All rights reserved.  
Licence number 2022/OSI\_NMA\_057/Fingal County Council.



Rev	Date	Revision details	Drawn	Checked	Approved
C	24-11-23	For Tender	RD	AM	AMP
B	08-10-23	For Review	RD	AM	AMP
A	14-09-23	For Review	RD	AM	AMP

© This drawing is the property of SYSTRA Limited and the information can only be reproduced with their prior permission.

**SYSTRA**  
www.systra.ie

2nd Floor, Riverview House  
21-23 City Quay, Dublin 2  
D02 FP21  
Tel: +353 1 566 2028

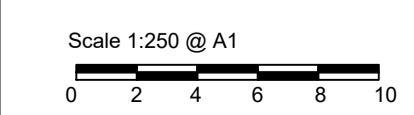
Client: **Fingal County Council**

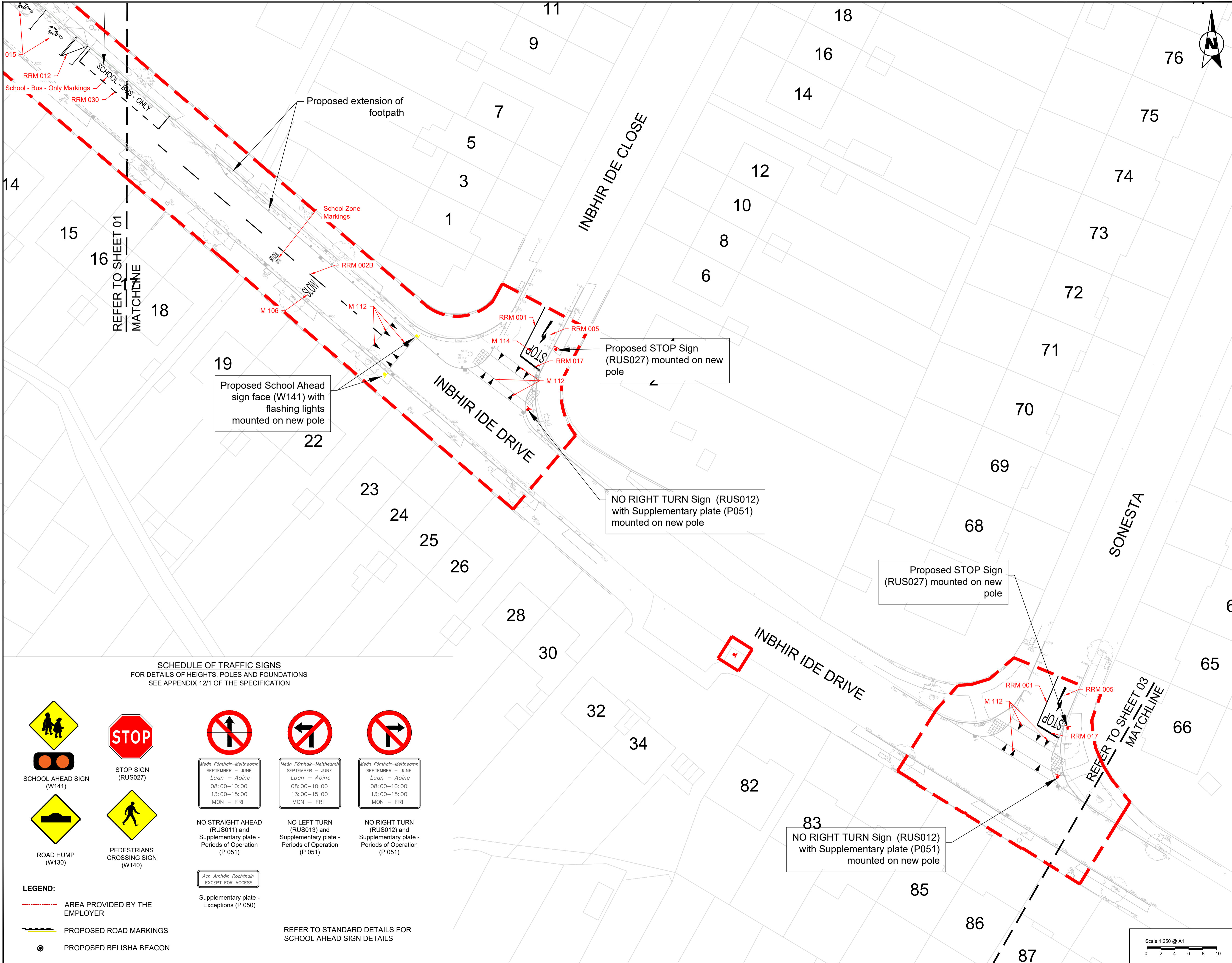
Project: **Fingal County Council Safe Routes to School**

Title: **TRAFFIC SIGNS AND ROAD MARKINGS  
Pope John Paul II National School**

Sheet 1 of 3

Drawn	RD	Checked	AM	Approved	AMP
Original dg. size	A1	Date	November 2023	Scale	1:250
Drawing Status	For Tender	Drawing Number	SYS_FCC_S4_DD_1200_01	Rev.	C





- Notes:
1. This drawing should be read in conjunction with all other drawings and relevant specifications.
  2. Contractor to inform Employer's Representative of any discrepancies prior to commencement of the Works.
  3. Contractor to confirm the presence / location of all existing services.
  4. Contractor to install traffic signs and road markings in accordance with TII CC-SPW-01200 and the Traffic Signs Manual.
  5. A minimum lateral clearance of 0.45m is to be provided between the outside edge of sign faces/bollards and the roadside face of the kerb.
  6. All traffic signs that are mounted on single posts are to have anti-rotation devices.
  7. Retention sockets are to be installed for all traffic signs. Foundations for retention sockets are to be designed by the Contractor in accordance with the manufacturer's requirements.
  8. Final position of all traffic signs to be confirmed with the Employer's Representative.
  9. Drawings based on topographical survey undertaken by RDA Surveys on 7th December 2022

© Ordnance Survey Ireland. All rights reserved.  
Licence number 2022/OSI\_NMA\_057/Fingal County Council.



Rev.	Date	Revision details	Drawn	Checked	Approved
C	24-11-23	For Tender	RD	AM	AMP
B	08-10-23	For Review	RD	AM	AMP
A	14-09-23	For Review	RD	AM	AMP

© This drawing is the property of SYSTRA Limited and the information can only be reproduced with their prior permission.

**SYSTRA**  
www.systra.ie  
2nd Floor, Riverview House  
21-23 City Quay, Dublin 2  
D02 FP21  
Tel: +353 1 566 2028

Client: **Fingal County Council**

Project: **Fingal County Council Safe Routes to School**

Title: **TRAFFIC SIGNS AND ROAD MARKINGS  
Pope John Paul II National School**  
Sheet 2 of 3

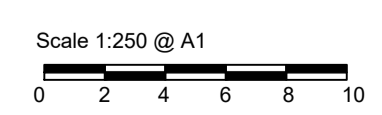
Drawn	Checked	Approved
RD	AM	AMP

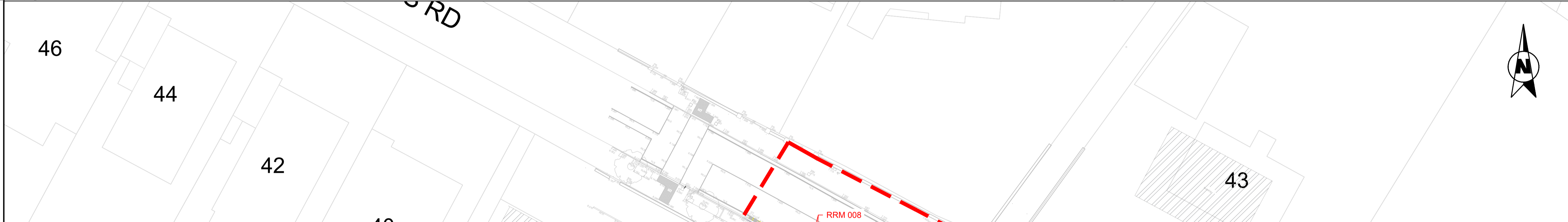
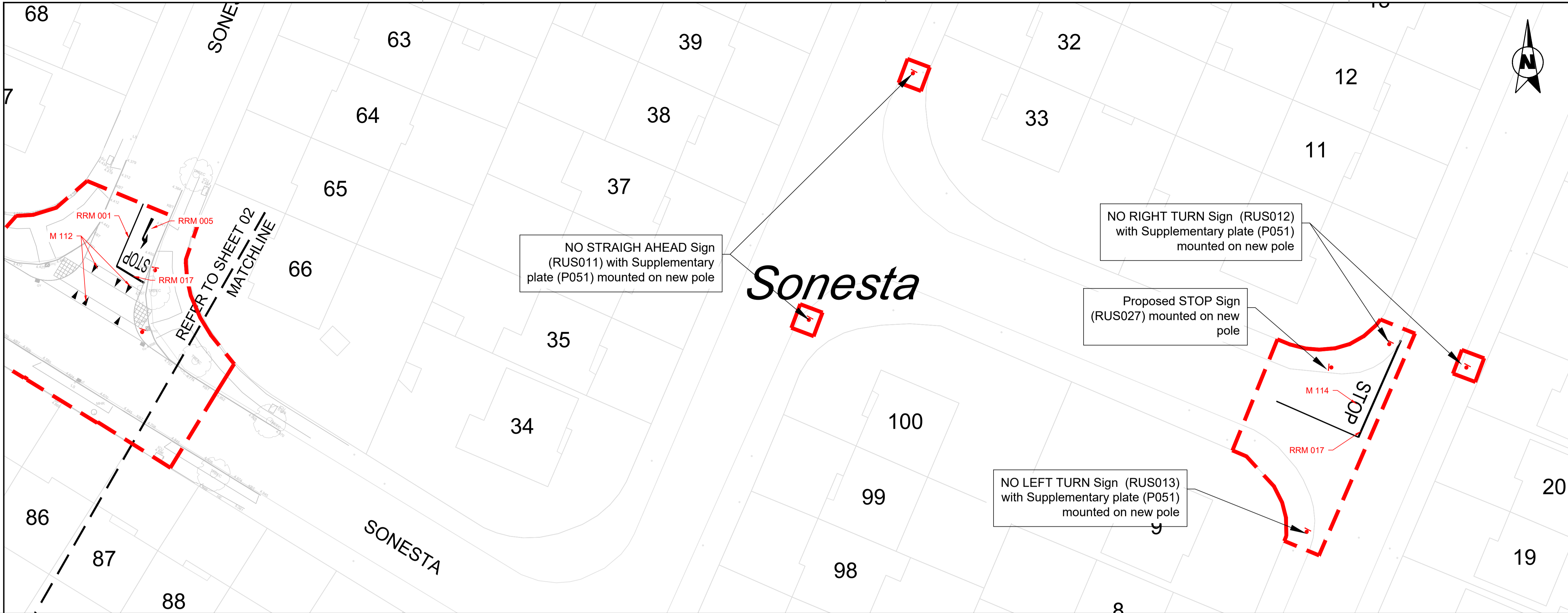
Original dwg size: A1 Date: November 2023 Scale: 1:250  
Drawing Status: For Tender Drawing Number: SYS\_FCC\_S4\_DD\_1200\_02 Rev: C

**SCHEDULE OF TRAFFIC SIGNS**  
FOR DETAILS OF HEIGHTS, POLES AND FOUNDATIONS  
SEE APPENDIX 12/1 OF THE SPECIFICATION

SCHOOL AHEAD SIGN (W141)	STOP SIGN (RUS027)	NO STRAIGHT AHEAD (RUS011) and Supplementary plate - Periods of Operation (P 051)	NO LEFT TURN (RUS013) and Supplementary plate - Periods of Operation (P 051)	NO RIGHT TURN (RUS012) and Supplementary plate - Periods of Operation (P 051)
			REFER TO STANDARD DETAILS FOR SCHOOL AHEAD SIGN DETAILS	
ROAD HUMP (W130)	PEDESTRIANS CROSSING SIGN (W140)	Supplementary plate - Exceptions (P 050)		

- LEGEND:**
- AREA PROVIDED BY THE EMPLOYER
  - PROPOSED ROAD MARKINGS
  - PROPOSED BELISHA BEACON





**SCHEDULE OF TRAFFIC SIGNS**  
FOR DETAILS OF HEIGHTS, POLES AND FOUNDATIONS  
SEE APPENDIX 12/1 OF THE SPECIFICATION

SCHOOL AHEAD SIGN (W141)	STOP SIGN (RUS027)	Meán Fómhair – Meitheamh SEPTEMBER – JUNE Luan – Aoine 08:00–10:00 13:00–15:00 MON – FRI	Meán Fómhair – Meitheamh SEPTEMBER – JUNE Luan – Aoine 08:00–10:00 13:00–15:00 MON – FRI	Meán Fómhair – Meitheamh SEPTEMBER – JUNE Luan – Aoine 08:00–10:00 13:00–15:00 MON – FRI
		NO STRAIGHT AHEAD (RUS011) and Supplementary plate - Periods of Operation (P 051)	NO LEFT TURN (RUS013) and Supplementary plate - Periods of Operation (P 051)	NO RIGHT TURN (RUS012) and Supplementary plate - Periods of Operation (P 051)
ROAD HUMP (W130)	PEDESTRIANS CROSSING SIGN (W140)		REFER TO STANDARD DETAILS FOR SCHOOL AHEAD SIGN DETAILS	
<b>LEGEND:</b>				
		AREA PROVIDED BY THE EMPLOYER		
		PROPOSED ROAD MARKINGS		
		PROPOSED BELISHA BEACON		

- Notes:
- This drawing should be read in conjunction with all other drawings and relevant specifications.
  - Contractor to inform Employer's Representative of any discrepancies prior to commencement of the Works.
  - Contractor to confirm the presence / location of all existing services.
  - Contractor to install traffic signs and road markings in accordance with TII CC-SPW-01200 and the Traffic Signs Manual.
  - A minimum lateral clearance of 0.45m is to be provided between the outside edge of sign faces/bollards and the roadside face of the kerb.
  - All traffic signs that are mounted on single posts are to have anti-rotation devices.
  - Retention sockets are to be installed for all traffic signs. Foundations for retention sockets are to be designed by the Contractor in accordance with the manufacturer's requirements.
  - Final position of all traffic signs to be confirmed with the Employer's Representative.
  - Drawings based on topographical survey undertaken by RDA Surveys on 7th December 2022

© Ordnance Survey Ireland. All rights reserved.  
Licence number 2022/OSi\_NMA\_057/Fingal County Council.



Rev	Date	Revision details	Drawn	Checked	Approved
C	24-11-23	For Tender	RD	AM	AMP
B	06-10-23	For Review	RD	AM	AMP
A	14-09-23	For Review	RD	AM	AMP

© This drawing is the property of SYSTRA Limited and the information can only be reproduced with their prior permission.

**SYSTRA**  
www.systra.ie  
2nd Floor, Riverview House  
21-23 City Quay, Dublin 2  
D02 FP21  
Tel: +353 1 566 2028

Client: Fingal County Council

Project: Fingal County Council Safe Routes to School

Title: TRAFFIC SIGNS AND ROAD MARKINGS  
Pope John Paul II National School  
Sheet 3 of 3

Drawn	RD	Checked	AM	Approved	AMP
Original dg. size	A1	Date	November 2023	Scale	1:250
Drawing Status	For Tender	Drawing Number	SYS_FCC_S4_DD_1200_03	Rev.	C

