



A SPOOKY STORY

READING COMPREHENSION

Halloween is here! But behind this eerie yet enchanting evening lies a not-so-magical truth: a surge of waste, plastic, and litter that could haunt our communities long after the festivities fade.

In 2022, it was reported that €39 million was spent in Ireland on Halloween items, with most of this going towards brand-new costumes, decorations, sweets, and pumpkins. Approximately 40% of households purchased new Halloween costumes, and 36% bought new decorations. In addition, 70% of households bought pumpkins for carving, with over 500,000 pumpkins sold each Halloween across Ireland.

It is essential to consider the environmental impact of Halloween and look for ways to make it more sustainable. But fear not! You can still celebrate a waste-free Halloween without sacrificing your fun! Many people are now celebrating a zero-waste Halloween, which means reusing, recycling, upcycling and reducing waste.

You can make your own costumes from old clothes or recyclable materials, or swap costumes with friends. Use natural decorations like pumpkins and leaves, or make your own from recycled items. After carving pumpkins, roast the seeds or make pumpkin soup, and compost what's left instead of throwing it away. Look out for costume swaps or decoration-making events in your area to make Halloween more eco-friendly.

It is our responsibility to find sustainable alternatives to enjoy this celebration while reducing our environmental impact. This is why celebrating Halloween in a zero-waste way has become an increasingly popular movement. It's about rethinking our choices, favouring more environmentally friendly options and being creative to minimise the waste generated by spooky season.





A SPOOKY STORY

Why does Halloween create a lot of waste?

.....

.....

What does “zero-waste Halloween” mean?

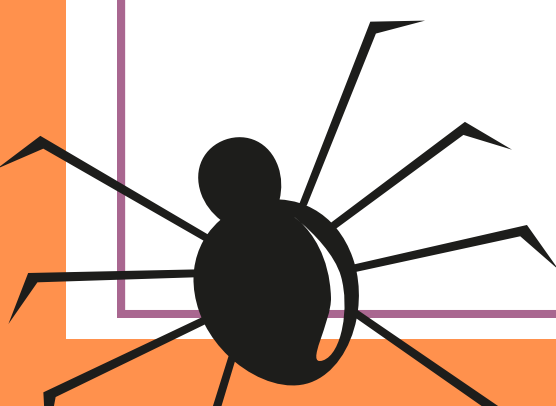
.....

.....

What are two ways you can create a Halloween costume without buying a new one?

.....



.....



ZERO WASTE HALLOWEEN

For a zero-waste Halloween, using items destined for waste, like plastic bottles, packaging, and other recyclable materials, can make creative and sustainable costumes.

Match the material with the zero waste Halloween costumes






HALLOWEEN COSTUME



Design your own Halloween costume. Remember to label each part and the materials you would use.



HALLOWEEN


WORD SEARCH



Find the words listed below and mark them.

H	S	U	S	T	A	I	N	A	B	L	E
P	U	M	P	K	I	N	P	S	J	M	L
C	J	F	D	R	X	A	R	E	U	S	E
O	Z	E	R	O	W	A	S	T	E	X	L
M	E	T	E	S	Q	J	S	D	I	Y	L
P	C	A	C	Y	H	O	U	N	D	X	F
O	R	Y	R	E	C	Y	C	L	E	V	T
S	O	F	H	A	L	L	O	W	E	E	N
T	E	C	O	F	R	I	E	N	D	L	Y

- ZERO WASTE
- REUSE
- SUSTAINABLE
- RECYCLE
- SWAP
- DIY
- COMPOST
- ECO FRIENDLY
- PUMPKIN
- REUSE
- HALLOWEEN
- COSTUME





Supplies

- Toilet roll tubes
- Scissors
- Black and white paint
- Bat wings

Step 1

Fold the Ends

Press both ends of the toilet roll inward toward the centre to form the bat's ears.

Step 2

Paint the Bat

Paint the toilet roll black, along with your bat wings.

For the wings, paint them before cutting them out for an easier, cleaner look. Don't forget to paint the back as well!

Step 3

Bat Treat Box

Fold back the top of the roll, add treats inside, and close it again to create a cute bat treat holder.

